



TAILORED TO SUIT YOU

JB's wear Corporate 



CORPORATE WEAR INDEX



227

3KJ

JB's Kids Jumper



193

4BCT1

JB's Ladies Better Fit Classic Trousers



193

4BST1

JB's Ladies Better Fit Slim Trousers



193

4BUT1

JB's Ladies Better Fit Urban Trousers



206

4CFL, 4CLS, 4CUL
JB's L/S Cotton Chambray Shirt



206

4CFS, 4CSS, 4CUS
JB's S/S Cotton Chambray Shirt



207

4FC

JB's L/S Fine Chambray Shirt



205

4FC1L

Ladies Classic L/S Fine Chambray Shirt



205

4FC1S

Ladies Classic S/S Fine Chambray Shirt



207

4FCSS

JB's S/S Fine Chambray Shirt

TAILORED TO SUIT YOU



203

4IC

JB's L/S Indigo Shirt



203

4ICS

JB's S/S Indigo Shirt



230

4KB

JB's Girls School Blouse



231

4KFC

JB's Boys Flat Collar Shirt



191

4LCP

JB's Ladies Corporate Pant



209

4LF3

JB's Ladies 3/4 Fitted Shirt



202

4LIC

JB's Ladies L/S Indigo Shirt



202

4LICS

JB's Ladies S/S Indigo Shirt



202

4LICT

JB's Ladies 3/4 Indigo Shirt



195

4LS

JB's Ladies S/S Poplin Shirt



195

4LS

JB's Ladies L/S Poplin Shirt



204

4LSL

JB's Ladies L/S Fine Chambray Shirt



204

4LSLS

JB's Ladies S/S Fine Chambray Shirt



204

4LSLT

JB's Ladies 3/4 Fine Chambray Shirt



210

4M

Podium Moto Shirt



190

4MCT

JB's Adjuster Trousers



NEW!
211

4MSI

Podium Industry Shirt



185

4NMJ

JB's Mech Stretch Suit Jacket



184

4NMJ1

JB's Ladies Mech Stretch Suit Jacket



188

4NMLS

JB's Ladies Mech Stretch Long Skirt



189

4NMSS

JB's Ladies Mech Stretch Short Skirt



186

4NMT

JB's Mech Stretch Trousers



187

4NMT1

JB's Ladies Mech Stretch Trousers



208

4OS

JB's L/S Oxford Shirt



208

4OSX

JB's S/S Oxford Shirt

CONTINUED



194

4P

JB's S/S Poplin Shirt



194

4P

JB's L/S Poplin Shirt



229

4PK

JB's Kids S/S Poplin Shirt



229

4PK

JB's Kids L/S Poplin Shirt



197

4PLU3

JB's Ladies Urban 3/4 Poplin Shirt



197

4PLUL

JB's Ladies Urban L/S Poplin Shirt



197

4PLUS

JB's Ladies Urban S/S Poplin Shirt



199

4PS1L

JB's Ladies Classic L/S Poplin Shirt



199

4PS1S

JB's Ladies Classic S/S Poplin Shirt



196

4PUL

JB's Urban L/S Poplin Shirt



196

4PUS

JB's Urban S/S Poplin Shirt



NEW!
225

4SCT

JB's Contrast Unisex Scrubs Top



NEW!
225

4SCT1

JB's Contrast Ladies Scrubs Top



223

4SRP

JB's Unisex Scrubs Pant



223

4SRP1

JB's Ladies Scrubs Pant



222

4SRT

JB's Unisex Scrubs Top



222

4SRT1

JB's Ladies Scrubs Top



198

4YLS

JB's Yarn Dyed Check L/S Shirt



198

4YSS

JB's Yarn Dyed Check S/S Shirt



201

6E

JB's S/S Epaulette Shirt



201

6E

JB's L/S Epaulette Shirt



NEW!
212

6EJ

JB's Knitted Epaulette Jumper



201

6ESL1

JB's Ladies L/S Epaulette Shirt



201

6ESS1

JB's Ladies S/S Epaulette Shirt



214

6J

JB's Knitted Jumper

214



6J1
JB's Ladies Knitted Jumper

216



6J1CN
Ladies Crew Neck Jumper

NEW!
217



6JCN
JB's Mens Corporate Crew Neck Jumper

NEW!
213



6JHZ
JB's Mens Corporate 1/2 Zip Jumper

220



6L1CN
Ladies Crew Neck Cardigan

221



6LC
JB's Ladies Knitted Cardigan

218



6V
JB's Knitted Vest

218



6V1
JB's Ladies Knitted Vest

219



6V1CN
Ladies Crew Neck Vest



CORPORATE WEAR INDEX

SUIT YOUR STYLE

These elegant essentials work together to add a professional polish



1 4NMT1 LADIES PANT / NAVY
PAGE 187

2 4LF3 LADIES SHIRT / WHITE
PAGE 209

3 6V1 LADIES VEST / CHARCOAL
PAGE 218

4 4NMSS LADIES SKIRT / BLACK
PAGE 189

5 6LC LADIES CARDIGAN / BLACK
PAGE 221

6 6VICN LADIES CORPORATE CREW NECK VEST
PAGE 219

BOARDROOM READY

Easy sophistication and classic cuts that command respect



7 4NMJ **SUIT JACKET / NAVY**
PAGE 185

8 4PUL **POPLIN SHIRT / WHITE**
PAGE 196

9 4MCT **TROUSERS / NAVY**
PAGE 190

10 5TBO **BOW TIE / BLACK**
PAGE 276

11 5TBT **TIE / BLACK**
PAGE 277

12 4FC **FINE CHAMBRAY L/S SHIRT / BLUE**
PAGE 207



4NMJ1

LADIES MECH STRETCH SUIT JACKET

A corporate wardrobe essential in a modern silhouette for a professional style.

STYLISH FIT

- ◆ 100% polyester mechanic stretch fabric
- ◆ 180 gsm
- ◆ Fully lined with polyester taffeta
- ◆ Two front hand pocket
- ◆ Mid length Jacket with 1-button closure
- ◆ Easy care fabric
- ◆ Large turn up at sleeve hem for length adjustment



URBAN FIT

4NMJ1 - Ladies Available Sizes

LADIES SIZES	6	8	10	12	14	16	18	20	22	24
BUST CM	42	44.5	47	49.5	52	54.5	58	60.5	63	65.5
SP LENGTH CM	62	63	64	65	66	66	67	67	68	69

4NMJ

MECH STRETCH SUIT JACKET

No corporate wardrobe
is complete without
a great jacket.



NAVY

BLACK

TRADITIONAL TAILORING

- ◆ 100% polyester mechanic stretch fabric
- ◆ 180 gsm
- ◆ Fully lined with polyester taffeta Two front hand pocket
- ◆ Three internal welt pocket on left hand side; One on right hand side
- ◆ Mid length Jacket with 2-button closure
- ◆ Easy care fabric
- ◆ Large turn up at sleeve hem for length adjustment

4NMJ - Available Sizes

URBAN FIT

ADULTS SIZES	36-92	38-97	40-102	42-107	44-112	46-117	48-122
CHEST CM	50	52.5	55	57.5	60	62.5	65
SP LENGTH CM	76	77	78	79	80	81	82

JB's wear

4NMJ

JB's wear
www.jbwear.com.au




4NMT
MECH STRETCH TROUSER

Dress these comfortable classic fit stretch fabric trousers up or down with your favourite shirt for work or weekend wear.



STYLISH FIT

- ◆ 100% Polyester mechanical stretch fabric
- ◆ Constructed waist with belt loops
- ◆ Two front slant pockets, one patch pocket at WRH inside pocket bag and back jet pocket
- ◆ Large turn up at hem for length adjustment
- ◆ Fully tailored styling to allow for further alteration



4NMT - Regular

classic fit

ADULT SIZES	77R	82R	87R	92R	97R	102R	107R
INNER LEG CM	80	81	82	83	84	85	86

4NMT - Stout

classic fit

ADULT SIZES	87S	92S	97S	102S	107S	112S	117S	122S	127S	132S
INNER LEG CM	77	78	79	80	81	82	83	84	85	86

4NMT1

LADIES MECH STRETCH TROUSER

Matching the mens trouser, this ladies version are a comfortable classic fit, dress up or down.

STYLISH FIT

- ◆ 100% Polyester mechanical stretch fabric
- ◆ Constructed adjustable waist with belt loops
- ◆ Two front slant pockets and one patch pocket at WRH inside pocket bag
- ◆ Large turn up at hem for length adjustment
- ◆ Fully tailored styling to allow for further alteration
- ◆ Utility (key chain) belt loop at right pocket side seam
- ◆ Size 18+ have elastic inserts at side seam

NAVY

BLACK



4NMT1 - Ladies Available Sizes

classic fit

LADIES SIZES	8	10	12	14	16	18	20	22	24
WAIST CM	73	81	86	91	96	94	100	106	112
WAIST STRETCHED CM	-	-	-	-	-	106	112	118	124
INNER LEG CM	78.5	79	79.5	80	80.5	81	81.5	82	82.5

4NMLS

LADIES MECH STRETCH LONG SKIRT

A flattering shape for everyday style, this urban fit knee-length skirt is a versatile choice for your professional wardrobe



EASY ELEGANCE

- ◆ 100% Polyester mechanical stretch fabric
- ◆ Fully lined with Polyester Taffeta
- ◆ Back zip opening with hook & eye closure
- ◆ Slit back for easy movability
- ◆ Two front welt pockets
- ◆ Size 18+ have elastic inserts at side seam

NAVY

BLACK

4NMLS - Ladies Available Sizes

URBAN FIT

LADIES SIZES	8	10	12	14	16	18	20	22	24
1/2 WAIST CM	35.5	38	40.5	43	45.5	48	49.5	52	54.5
1/2 WAIST STRETCH CM	-	-	-	-	-	54	55.5	58	60.5
LENGTH INC WB CM	59	60	61	62	63	63	63	64	64


4NMSS

LADIES MECH STRETCH SHORT SKIRT

A versatile urban fit choice to add with your professional wardrobe.

VERSATILE ELEGANCE

- ◆ 100% Polyester mechanical stretch fabric
- ◆ Fully lined with Polyester Taffeta
- ◆ Back zip opening with hook & eye closure
- ◆ Slit back for easy movability
- ◆ Two front welt pockets



4NMSS - Ladies Available Sizes *URBAN FIT*

LADIES SIZES	6	8	10	12	14	16
1/2 WAIST CM	33	35.5	38	40.5	43	45.5
LENGTH INC WB CM	45	46	47	48	49.5	51



4MCT CORPORATE (ADJUST) TROUSER

Relaxed straight leg, classic fit trousers are a wardrobe staple, worn with an open collar shirt or blazer and tie to suit the occasion.



TRADITIONAL TROUSERS

4MCT - Regular

ADULT SIZES	67R	72R	77R	82R	87R	92R	97R	102R	107R	112R
WAIST STRETCHED CM	77	82	87	92	97	102	107	112	117	122
INNER LEG CM	78	79	80	81	82	83	84	85	86	87

classic fit

4MCT - Stout

ADULT SIZES	87S	92S	97S	102S	107S	112S	117S	122S	127S	132S
WAIST STRETCHED CM	97	102	107	112	117	122	127	132	137	142
INNER LEG CM	77	78	79	80	81	82	83	84	85	86

classic fit

- ◆ 65% Polyester for durability, and 35% Viscose Gabardine
- ◆ Constructed adjustable waist with belt loops
- ◆ Fully tailored styling to allow for alteration
- ◆ Two front slant pockets and two back welt pockets
- ◆ Large turn up at hem for length adjustment
- ◆ Front flat
- ◆ Easy care fabric

4LCP

LADIES CORPORATE PANT

A corporate wardrobe staple, these urban fit straight leg trousers can be dressed up or down to suit any office.

NAVY

BLACK



SLEEK SILHOUETTE

- ◆ 65% Polyester for durability, and 35% Viscose Gabardine
- ◆ Mid-waist fit, constructed waist with belt loops
- ◆ Two front slant pockets and one welt pocket at back hip
- ◆ Size 18+ have elastic inserts at side seam
- ◆ Large turn up at hem for length adjustment
- ◆ Fully tailored styling to allow for further alteration
- ◆ Easy care fabric

4LCP - Ladies Available Sizes

URBAN FIT

LADIES SIZES	6	8	10	12	14	16	18	20	22	24	26
WAIST CM	68	73	78	83	88	93	90	95	100	105	115
INNER LEG CM	78	78.5	79	79.5	80	80.5	81	81.5	82	82.5	81.5
WAIST STRETCHED CM	-	-	-	-	-	-	102	107	112	117	127

4BST1, 4BUT1, 4BCT1

SLIM, URBAN, CLASSIC

LADIES BETTER FIT TROUSER

A classic mechanical stretch ladies trouser.

slim fit

← 39 CM →



Size 10

URBAN FIT

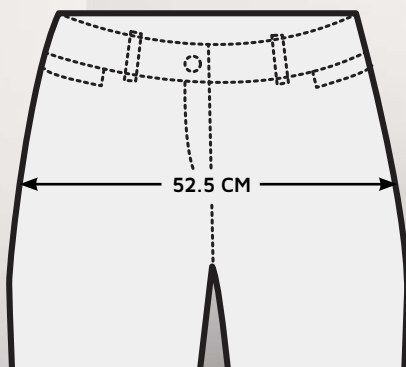
← 40.5 CM →



Size 10

classic fit

← 41.5 CM →



Size 10





NAVY

BLACK

- ◆ 100% polyester mechanic stretch fabric
- ◆ 180gsm
- ◆ Two front welt pocket, one mock hip welt pocket
- ◆ 5cm wide turn up hem with blind stitch for easy adjustment
- ◆ Size 18 - 26 with elastic at side of waistband (classic fit only)

Slim Fit
Urban Fit
Classic Fit

A FIT RIGHT FOR YOU

slim fit

4BST1 - Available Sizes

LADIES SIZES	4	6	8	10	12	14	16
1/2 WAIST	31.5	34	36.5	39	41.5	44	46.5
1/2 HIP	43	45.5	48	50.5	53	55.5	58
INNER LEG CM	76.5	77	77.5	78	78.5	79	79.5

URBAN FIT

4BUT1 - Available sizes

LADIES SIZES	8	10	12	14	16	18	20
1/2 WAIST	38	40.5	43	45.5	48	50.5	53
1/2 HIP	49	51.5	54	56.5	59	62.5	65
INNER LEG CM	78.5	79	79.5	80	80.5	82.5	83

classic fit

4BCT1 - Available sizes

LADIES SIZES	10	12	14	16	18	20	22	24	26
1/2 WAIST RELAXED	41.5	44	46.5	49	47.5	50	52.5	55	57.5
1/2 WAIST STRETCHED	-	-	-	-	53.5	56	58.5	61	63.5
1/2 HIP CM	52.5	55	57.5	60	63.5	66	68.5	71	73.5
INNER LEG CM	78.5	79	79.5	80	81	81.5	82	81	80



4P Short Sleeve, 4P Long Sleeve

POPLIN SHIRT

From conference to classroom, this easy-to-wear shirt features clean lines for a polished look.



CLASSIC EVERYDAY COMFORT

- ◆ 65% Polyester for durability, and 35% Cotton Poplin for comfort
- ◆ Classic fit
- ◆ 2-piece collar and collar stand
- ◆ Chest pocket
- ◆ Double back yoke with two inverted pleats
- ◆ Curved hem
- ◆ Easy care fabric
- ◆ Individually packed in JB's logo bag with fit measurement guide




WHITE



LT BLUE



CHARCOAL



BLACK

4P - Available Sizes

classic fit

ADULTS SIZES	S	M	L	XL	2XL	3XL	4XL	5XL
CHEST CM	56.5	58.5	60.5	64.5	67.5	71.5	75.5	79.5
CB LENGTH CM	76.5	78	79.5	81	82.5	84	85.5	87
COLLAR CM	38	40	42	44	46	49	51	54

4LS

LADIES ORIGINAL POPLIN SHIRT

Matching the mens, this ladies version is a perfect addition to your corporate wardrobe, Original fit, style and comfort.

ORIGINAL COMFORT

- ◆ 65% Polyester for durability, 35% Cotton for comfort
- ◆ Two piece collar and collar stand
- ◆ Reinforced chest pocket
- ◆ Straight hem with side splits – longer length
- ◆ Individually packed with JB's logo bag with fit measurement guide



WHITE



BLACK
Long sleeve only



4LSWS
White
Short
Sleeve



4LSB
Black
Long
Sleeve



4LS - Available Sizes

ORIGINAL FIT

LADIES SIZES	8	10	12	14	16	18	20	22
BUST CM	49.5	52	54.5	57	60.5	63.5	67	70.5
CB LENGTH CM	67	69	71	73	73	74	74	75

4LSW
White Long Sleeve



4PUS Short Sleeve, 4PUL Long Sleeve
URBAN POPLIN SHIRT

Perfect for everyday corporate and team wear, this tailored shirt is cut to an urban fit and contains Elastane for stretch and comfort.



EASY TO WEAR CORPORATE SHIRT

- ◆ Cotton /Polyester /Elastane
- ◆ 2-piece collar and collar stand
- ◆ CF button opening
- ◆ Front chest pocket
- ◆ Double back yoke with two pleats
- ◆ Curved hem
- ◆ Set-in sleeves; long sleeves with 2-button adjustable cuffs
- ◆ Individually packed in JB's logo bag with fit measurement guide



WHITE



WHITE/BLACK
Short sleeve only



CHARCOAL



BLACK

URBAN FIT

4PUS / 4PUL - Available Sizes

ADULTS SIZES	S	M	L	XL	2XL	3XL	4XL	5XL
CHEST CM	53	55	57	61	64	68	72	76
CB LENGTH	78	79.5	81	82.5	84	85.5	87	88.5
COLLAR CM	38	40	42	44	46	49	51	54

4PLU3 3/4 Sleeve, 4PLUL Long Sleeve, 4PLUS Short Sleeve

LADIES URBAN POPLIN SHIRT

Perfect for everyday corporate and team wear, this tailored shirt is cut to an urban fit and finished with bust and waist darts for shaping.



4PLUL
LONG
SLEEVE



4PLUS
SHORT
SLEEVE



4PLU3
3/4
SLEEVE

WHITE Short sleeve & Long sleeve only	WHITE/BLACK 3/4 sleeve & Long sleeve only	BONE 3/4 sleeve & Long sleeve only	FRENCH BLUE 3/4 sleeve & Long sleeve only
CHARCOAL Short sleeve & 3/4 sleeve only	BLACK	BLACK/WHITE Long sleeve only	

- ◆ Cotton /Polyester /Elastane
- ◆ Contains Elastane for stretch and comfort
- ◆ 2-piece collar
- ◆ CF button opening
- ◆ Curved hem
- ◆ Set-in sleeves; long sleeves with button cuffs
- ◆ Individually packed in JB's logo bag with fit measurement guide

4PUL3 / 4PLUL / 4PLUS - Available Sizes *URBAN FIT*

LADIES SIZES	6	8	10	12	14	16	18	20	22	24
BUST CM	44.5	47	49.5	52	54.5	58	61	64.5	68	71
CB LENGTH	62.5	64	65.5	67	68.5	70	71.5	72.5	73.5	74.5



4YSS Short Sleeve, 4YLS Long Sleeve

YARN DYED CHECK SHIRT

Stylish fine Yarn dye with check design, giving that professional edge. Classic fit available in S/S and L/S.



LT BLUE

CLASSIC CHECK STYLE

- ◆ 65% Polyester for durability and 35% Cotton for comfort
- ◆ Yarn dyed fabric
- ◆ Curved hem with 2-piece collar
- ◆ Set-in sleeves
- ◆ Easy care fabric
- ◆ Chest pocket
- ◆ Individually packed in JB's logo bag with fit measurement guide

4YSS / 4YLS Adults Available Sizes

classic fit

ADULTS SIZES	S	M	L	XL	2XL	3XL	4XL	5XL
CHEST CM	55	57	59	63	66	70	74	78
SP LENGTH CM	78	79.5	81	82.5	84	85.5	87	88.5
COLLAR CM	38.5	40.5	43	44.5	46.5	49.5	51.5	54.5



4PS1S Short Sleeve, 4PS1L Long Sleeve

LADIES CLASSIC POPLIN SHIRT

- ◆ 65% Polyester for durability, 35% Cotton for comfort
- ◆ Two piece collar and collar stand
- ◆ Bust and waist darts for shaping
- ◆ Curved hem with side splits
- ◆ Individually packed in JB's logo bag with fit measurement guide



WHITE



BLACK



4PS1S / 4PS1L - Available Sizes

classic fit

LADIES SIZES	4	6	8	10	12	14	16	18	20	22
BUST CM	42	44.5	47	49.5	52	54.5	58	61	64.5	68
SP LENGTH CM	61.5	63	64.5	66	67.5	69	70.5	72	73.5	74.5



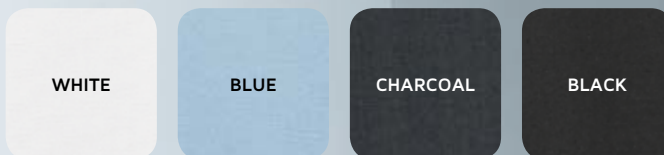


6E Short Sleeve, 6E Long Sleeve
EPAULETTE SHIRT

Tailored details lend authenticity to this classic fit work shirt.

TRUE PROFESSIONAL WEAR

- ◆ 65% Polyester for durability, and 35% Cotton for comfort
- ◆ 2-piece collar with collar stays
- ◆ Button-down epaulette on both shoulders
- ◆ Two reinforced chest pockets with button-down flap, one with pen inserts
- ◆ Curved hem
- ◆ 2-needle lap seam for improved durability
- ◆ Easy care fabric
- ◆ Long sleeve traditional adjustable button cuffs and placket
- ◆ Individually packed in JB's logo bag with fit measurement guide



6E - Available Sizes

classic fit

ADULTS SIZES	XS	S	M	L	XL	2XL	3XL	4XL	5XL	6/7XL
CHEST CM	54.5	56.5	58.5	60.5	64.5	67.5	71.5	75.5	79.5	87.5
CB LENGTH CM	75	76.5	78	79.5	81	82.5	84	85.5	87	90
COLLAR CM	36	38	40	42	44	46	49	51	54	60

6ESS1 Short Sleeve 6ESL1 Long Sleeve
LADIES EPAULETTE SHIRT

Matching the mens, tailored details lend authenticity to this urban fit shirt.

PROFESSIONAL WEAR

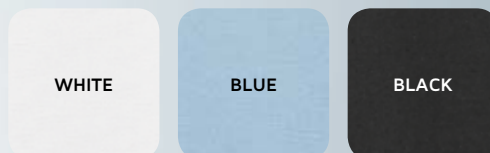
- ◆ 65% polyester for durability 35% cotton for comfort
- ◆ 2 piece collar with collar stays
- ◆ Button down epaulette on both shoulders
- ◆ Two reinforced chest pockets with button down flap, one with pen inserts
- ◆ Curved hem
- ◆ 2 needle lap seam for improved durability
- ◆ Easy care fabric
- ◆ Long sleeve traditional adjustable button cuffs and placket
- ◆ Individually packed in JB's logo bag with fit measurement guide



6ESS1/6ESL1 - Available Sizes

URBAN FIT

LADIES SIZES	8	10	12	14	16	18	20	22	24
BUST CM	47	49.5	52	54.5	58	61	64.5	68	71.5
CB LENGTH CM	64	65.5	67	68.5	70	71.5	72.5	73.5	74.5



4LIC Long Sleeve, 4LICT 3/4 Sleeve, 4LICS Short Sleeve

LADIES ORIGINAL INDIGO CHAMBRAY SHIRT

Matching the men's this ladies version is a original fit, cotton rich shirt perfect for the office workplace.

- ◆ 55% Cotton for comfort, and 45% Polyester for durability
- ◆ Contrast tortoise shell buttons
- ◆ Reinforced chest pocket
- ◆ Straight hem with side splits
- ◆ Individually packed in JB's logo bag with fit measurement guide
- ◆ 4LIC Long sleeve available in sizes 8-24 only

INDIGO



4LIC / 4LICT / 4LICS - Available Sizes

ORIGINAL FIT

LADIES SIZES	6	8	10	12	14	16	18	20	22	24
BUST CM	47	49.5	52	54.5	57	60.5	63.5	67	70.5	73.5
CB LENGTH CM	65	67	69	71	73	73	74	74	75	75

4ICS Short Sleeve, 4IC Long Sleeve

INDIGO CHAMBRAY SHIRT

A great choice for workplace uniforms, this classic fit shirt is made from indigo dyed fabric for a distinguished look..



INDIGO

4ICS / 4IC - Available Sizes

ADULTS SIZES	S	M	L	XL	2XL	3XL	4XL	5XL
CHEST CM	56.5	58.5	60.5	64.5	67.5	71.5	75.5	79.5
CB LENGTH CM	76.5	78	79.5	81	82.5	84	85.5	87
COLLAR CM	38	40	42	44	46	49	51	54

classic fit

TEAM TAILORING

- ◆ 55% Cotton for comfort, and 45% Polyester for durability
- ◆ Contrast tortoise shell buttons
- ◆ Reinforced chest pocket
- ◆ Traditional button collar, cuffs and placket, and double back yoke with box pleat and hanger loop
- ◆ Individually packed in JB's logo bag with fit measurement guide

4LSL Long Sleeve, 4LSLT 3/4 Sleeve, 4LSLS Short Sleeve

LADIES ORIGINAL FINE CHAMBRAY SHIRT

Style comes easily with this original fit chambray shirt.



- ◆ 55% Cotton for comfort, and 45% Polyester for durability
- ◆ Cotton rich fine chambray fabric
- ◆ Chest pocket
- ◆ Relaxed collar, two inverted back pleats, straight hem with side splits
- ◆ Easy care fabric
- ◆ Individually packed in JB's logo bag with fit measurement guide

4LSL / 4LSLT / 4LSLS - Available Sizes

ORIGINAL FIT

LADIES SIZES	6	8	10	12	14	16	18	20	22	24
BUST CM	47	49.5	52	54.5	57	60.5	63.5	67	70.5	73.5
CB LENGTH CM	65	67	69	71	73	73	74	74	75	75

4FC1L Long Sleeve, 4FC1S Short Sleeve

LADIES CLASSIC FINE CHAMBRAY SHIRT

RELAXED CORPORATE WEAR

- ◆ 55% Cotton for comfort, and 45% Polyester for durability
- ◆ Cotton rich fine chambray fabric
- ◆ 2-piece collar
- ◆ Bust and waist darts
- ◆ Easy care fabric
- ◆ Curved hem with side splits
- ◆ Individually packed in JB's logo bag with fit measurement guide



LILAC

LT BLUE

INDIGO

4FC1L / 4FC1S - Available Sizes

classic fit

LADIES SIZES	6	8	10	12	14	16	18	20	22
BUST CM	44.5	47	49.5	52	54.5	58	61	64.5	68
SP LENGTH CM	63	64.5	66	67.5	69	70.5	72	73.5	74.5



4CFS 4CSS 4CUS Short Sleeve, 4CFL 4CLS 4CUL Long Sleeve

COTTON CHAMBRAY SHIRT

Classic and stylish, this classic fit shirt is made from 100% Cotton for 100% comfort.

TAILORED FOR COMFORT

- ◆ 100% Cotton for 100% comfort
- ◆ 2-piece button-down collar
- ◆ Contrast tortoise shell buttons
- ◆ Two reinforced chest pockets, one with pen holder
- ◆ Double back yoke with centre box pleat and hanger loop
- ◆ Curved hem
- ◆ 2-needle lap seam for improved durability
- ◆ Individually packed in JB's logo bag with fit measurement guide

BLUE/ BLUE
4CUL/4CUS

BLUE/ TAN
4CLS/4CSS

GREEN
4CFL/4CFS



AVAILABLE Sizes

classic fit

ADULTS SIZES	S	M	L	XL	2XL	3XL	4XL
CHEST CM	56.5	58.5	60.5	64.5	67.5	71.5	75.5
CB LENGTH CM	76.5	78	79.5	81	82.5	84	85.5
COLLAR CM	38	40	42	44	46	49	51

4FC Long Sleeve 4FCSS Short Sleeve

FINE CHAMBRAY SHIRT

Classic and stylish
Chambray shirt.



LT BLUE

CHARCOAL

MIDNIGHT
NAVY

RELAXED CORPORATE WEAR

- ◆ 55% Cotton for comfort, and 45% Polyester for durability
- ◆ Cotton rich fine chambray fabric
- ◆ 2-piece button-down collar, centre back box pleats and hanger loop, and chest pen holder reinforced at edges
- ◆ Easy care fabric
- ◆ Chest pocket

4FC/4FCSS - Available Sizes

classic fit


ADULTS SIZES	S	M	L	XL	2XL	3XL	4XL	5XL
CHEST CM	56.5	58.5	60.5	64.5	67.5	71.5	75.5	79.5
CB LENGTH CM	76.5	78	79.5	81	82.5	84	85.5	87
COLLAR CM	38	40	42	44	46	49	51	54



40SX Short Sleeve, 40S Long Sleeve

OXFORD SHIRT

A traditionally styled classic fit Oxford dress shirt for a polished, professional look.



WHITE



LT BLUE

TRUE PROFESSIONAL WEAR

- ◆ 65% Polyester for durability, and 35% Cotton for comfort
- ◆ Oxford weave fabric
- ◆ 2-piece button-down collar
- ◆ Chest pocket
- ◆ Double layer back yoke with centre box pleat and hanger loop
- ◆ Curved hem
- ◆ Easy care fabric
- ◆ Individually packed in JB's logo bag with fit measurement guide

40SX/40S - Available Sizes

classic fit

ADULTS SIZES	S	M	L	XL	2XL	3XL	4XL
CHEST CM	56.5	58.5	60.5	64.5	67.5	71.5	75.5
CB LENGTH CM	76.5	78	79.5	81	82.5	84	85.5
COLLAR CM	38	40	42	44	46	49	51

4LF3

LADIES 3/4 FITTED SHIRT

A staple for the modern woman, this classic three-quarter sleeve shirt has slim fit styling to flatter your shape.



WHITE

BLACK

CLEAN LINES, CRISP STYLE

- ◆ 97% Cotton Poplin for comfort, and 3% Elastane for stretch
- ◆ Bust and waist darts
- ◆ Fold placket with relaxed collar
- ◆ Three-quarter sleeves with wide cuffs
- ◆ Curved hem with side splits
- ◆ Individually packed in JB's logo bag with fit measurement guide

4LF3 - Ladies Available Sizes

LADIES SIZES	8	10	12	14	16	18	20	22
BUST CM	46	48	51	54	56.5	59.5	63	67
CB LENGTH CM	60.5	62.5	64.5	66.5	68.5	70.5	71.5	72.5

slim fit

4LF3





4M

PODIUM MOTO SHIRT

Gain a professional edge with this original fit work shirt, featuring contrast shoulder panels with piping.



PIT CREW STYLING

- ◆ 65% Polyester for durability, and 35% Cotton for comfort
- ◆ 2-piece button-down collar
- ◆ Full button concealed placket
- ◆ Chest pocket with pen insert
- ◆ Straight hem with side splits
- ◆ Easy care fabric



4M - Adults Available Sizes ORIGINAL FIT

ADULTS SIZES	S	M	L	XL	2XL	3XL
CHEST CM	57	59.5	63	66	69.5	72.5
CB LENGTH CM	75	77	79	81	82	83
COLLAR CM	40	41.5	43	45	47	49

4MSI

PODIUM INDUSTRY SHIRT

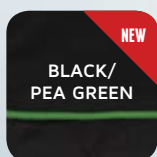



podium
TEAM WEAR




JTB's wear

4MSI

BLACK/
PEA GREEN

BLACK/AQUA



BLACK/RED

BLACK/
CHARCOAL

BLACK/BLACK

- ◆ 65% polyester for durability, and 35% cotton for comfort
- ◆ 145gsm easy care twill fabric
- ◆ Two chest pockets with hook pile tape closure
- ◆ Button down collar
- ◆ Contrast piping along front and back yoke
- ◆ Concealed placket with bar tack
- ◆ Straight hem with side split

4MSI- Available Sizes

classic fit

ADULTS SIZES	S	M	L	XL	2XL	3XL	4XL	5XL
CHEST CM	56.5	58.5	60.5	64.5	67.5	71.5	75.5	79.5
SP LENGTH CM	71.5	73	74.5	76	77.5	79	80.5	82
COLLAR CM	38	40	42	44	46	49	51	54

**NEW
STYLE**

6EJ

KNITTED EPAULETTE JUMPER

Ideal for work, this V-neck classic has plenty of practical features that also complete the look.



Custom Colour

Minimum 300pcs



NAVY



CHARCOAL



BLACK

HARDWORKING STYLE

- ◆ 50% Wool for warmth, and 50% Acrylic for easy care
- ◆ Woven epaulette with Velcro closure on both shoulders
- ◆ Woven elbow patches and two woven patch pen pockets on sleeves
- ◆ Full needle 12 guage
- ◆ Ribbed sleeve cuffs and basque

6EJ - Available Sizes

classic fit

ADULTS SIZES	S	M	L	XL	2XL	3XL	4XL	5XL	6/7XL
CHEST CM	53	55.5	58	60.5	63	65.5	68	70.5	75.5
SP LENGTH CM	67	69	71	73	75	76	77	78	80

NEW COLOUR



6JHZ

MENS CORPORATE 1/2 ZIP JUMPER

This stylish classic fit , 1/2 zip knitted jumper is perfect for those cooler days.



- ◆ Classic Fit
- ◆ 50% Wool for warmth, 50% Acrylic for easy care
- ◆ Full needle 12 guage
- ◆ Antique brass zip placket
- ◆ Ribbed cuff and basque
- ◆ Soft hand feel

6JHZ - Available Sizes

classic fit

ADULTS SIZES	S	M	L	XL	2XL	3XL	4XL	5XL
CHEST CM	53	55.5	58	60.5	63	65.5	68	70.5
SP LENGTH CM	67	69	71	73	75	76	77	78

**NEW
STYLE**



Custom Colour
Minimum 300pcs

COOL WEATHER STAPLE

- ◆ 50% Wool for warmth, and 50% Acrylic for easy care
- ◆ Full needle 12 gauge
- ◆ Fully fashioned and linked
- ◆ Long sleeves with cuffs, and bottom basque
- ◆ Classic fit



6J - Available Sizes

classic fit

ADULTS SIZES	S	M	L	XL	2XL	3XL	4XL	5XL
CHEST CM	53	55.5	58	60.5	63	65.5	68	70.5
SP LENGTH	67	69	71	73	75	76	77	78

6J1

LADIES KNITTED JUMPER

Matching the men's this ladies version is a V-neck style, Urban fit knitted jumper, perfect for the cooler months.



Custom Colour
Minimum 300pcs



V-NECK STYLE

- ◆ 50% Wool for warmth, and 50% Acrylic for easy care
- ◆ Full needle 12 gauge
- ◆ Fully fashioned and linked
- ◆ Long sleeves with cuffs, and bottom basque
- ◆ Urban fit

6J1 - Available Sizes

URBAN FIT

LADIES SIZES	8	10	12	14	16	18	20	22	24
BUST CM	40.5	43	45.5	48	50.5	53	55.5	58	60.5
SP LENGTH CM	58.5	60	61.5	63	64.5	66	67.5	69	70.5



6J

KNITTED JUMPER

Everyone needs a reliable jumper for cooler days, and this stylish V-neck fits easily over a shirt, worn with or without a tie.



Custom colours,
minimum 300.
Please refer to page 542 for
more information on how
we can customise
your apparel.

6J1CN

LADIES CORPORATE CREW NECK JUMPER



RED



NAVY



BLACK

COMPLETE THE LOOK

- ◆ 50% Wool for warmth, and 50% Acrylic for easy care
- ◆ Full needle 12 gauge
- ◆ Full fashioned and linked
- ◆ Long sleeve with ribbed sleeve cuffs and basque
- ◆ Classic fit
- ◆ Soft hand feel

6J1CN - Available Sizes

LADIES SIZES	8	10	12	14	16	18	20	22	24
BUST CM	44	46	48	50	52	54	56.5	59	61.5
SP LENGTH CM	56	58	60	62	63.5	65	66.5	68	69

classic fit



6JCN

MENS CORPORATE CREW NECK JUMPER



- ◆ 50% Wool for warmth, 50% Acrylic for easy care
- ◆ Full needle 12 guage
- ◆ Ribbed cuff and basque
- ◆ Soft hand feel

6JCN - Available Sizes

classic fit

ADULTS SIZES	S	M	L	XL	2XL	3XL	4XL	5XL
CHEST CM	53	55.5	58	60.5	63	65.5	68	70.5
SP LENGTH CM	67	69	71	73	75	76	77	78

**NEW
STYLE**

6V

KNITTED VEST

Matching the Ladies, this mens version is a Classic cut V-neck, comfort and style vest.



NAVY



CHARCOAL



BLACK

THE LOOK

- ◆ 50% Wool for warmth, and 50% Acrylic for easy care
- ◆ Full needle 12 gauge
- ◆ Fully fashioned and linked

6V - Adults Available Sizes


classic fit

ADULTS SIZES	S	M	L	XL	2XL	3XL	4XL	5XL
CHEST CM	53	55.5	58	60.5	63	65.5	68	70.5
SP LENGTH CM	65	67	69	71	73	74	75	76

6V1

LADIES KNITTED VEST

A comfortable slim fit V-neck vest to lend warmth and style to your professional outfit.



NAVY



CHARCOAL



BLACK



COMPLETE THE LOOK

- ◆ 50% Wool for warmth, and 50% Acrylic for easy care
- ◆ Full needle 12 gauge
- ◆ Fully fashioned and linked

6V1 - Available Sizes

slim fit

LADIES SIZES	8	10	12	14	16	18	20	22	24
BUST CM	38.5	41	43.5	46	48.5	51	53.5	56	58.5
SP LENGTH CM	55.5	57	58.5	60	61.5	63	64.5	66	67.5

6V1CN

LADIES CORPORATE CREW NECK VEST

JB's wear

[]

6V1CN



RED



NAVY



BLACK

COOL WEATHER STAPLE

- ◆ 50% Wool for warmth, and 50% Acrylic for easy care
- ◆ Full needle 12 gauge
- ◆ Full fashioned and linked
- ◆ Ribbed basque, neck and armhole
- ◆ Classic fit
- ◆ Soft hand feel

6V1CN - Available Sizes

classic fit

LADIES SIZES	8	10	12	14	16	18	20	22	24
BUST CM	44	46	48	50	52	54	56.5	59	61.5
SP LENGTH CM	56	58	60	62	63.5	65	66.5	68	69

6L1CN

LADIES CORPORATE CREW NECK CARDIGAN



A LAYER OF WARMTH

- ◆ 50% Wool for warmth, and 50% Acrylic for easy care
- ◆ Full needle 12 gauge
- ◆ Full fashioned and linked
- ◆ Ribbed sleeve cuffs and basque
- ◆ Classic fit
- ◆ Soft hand feel

RED

NAVY

BLACK

6L1CN - Available Sizes

LADIES SIZES	8	10	12	14	16	18	20	22	24
BUST CM	46	48	50	52	54	56	58.5	61	63.5
CB LENGTH CM	56	58	60	62	63.5	65	66.5	68	69

classic fit



6LC

LADIES KNITTED CARDIGAN

A wardrobe essential, this stylish, classic fit cardigan is knitted from a soft wool blend and finished with an open V-neck and button down front.



WARMTH & STYLE

- ◆ 50% Wool for warmth, and 50% Acrylic for easy care
- ◆ Full needle 12 gauge
- ◆ Fully fashioned and linked



NAVY



CHARCOAL




BLACK

6LC - Available Sizes

LADIES SIZES	8	10	12	14	16	18	20	22	24
BUST CM	46	48	50	52	54	56	58.5	61	63.5
CB LENGTH CM	55	57	59	61	62.5	64	65.5	67	68

classic fit

Custom colours,
 minimum 300.
 Please refer to page 542 for more information on how we can customise your apparel.

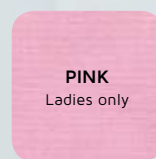


Unisex

4SRT Unisex, 4SRT1 Ladies

SCRUBS TOP


These classic fit professional care scrubs are designed to add comfort to your day with multiple added features and the ability to be laundered industrially.



PINK
Ladies only




LT BLUE



ROYAL



GREEN



NAVY



Ladies

HOSPITAL ESSENTIAL

- ◆ 65% Polyester 35% Cotton 180gsm
- ◆ V-neck top, set-in sleeves, side vents, size identify colour loop sewn next to main label
- ◆ 4SRT Unisex features chest pocket with pen insert
- ◆ 4 lower pockets, key loop above lower pocket opening, reinforced pocketed openings

4SRT - Available Sizes

classic fit

ADULTS SIZES	XS	S	M	L	XL	2XL	3XL	4XL	5XL
CHEST CM	55.5	58	60.5	63	65.5	68	70.5	73	75.5
SP LENGTH CM	69.5	71	72.5	74	75.5	77	78.5	79.5	80.5

4SRT1 - Available Sizes

classic fit

LADIES SIZES	6	8	10	12	14	16	18	20	22	24
BUST CM	48.5	51	53.5	56	58.5	61	63.5	66	68.5	71
SP LENGTH CM	66.5	68	69.5	71	72.5	74	75.5	77	78.5	80



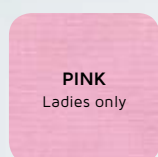
4SRP Unisex 4SRP1 Ladies

SCRUBS PANT

These classic fit professional care scrubs are designed to add comfort to your day with multiple added features and the ability to be laundered industrially.

HOSPITAL GRADE

- ◆ 65% Polyester 35% Cotton 180gsm
- ◆ Coloured drawcord for easy size identification
- ◆ 4SRP Unisex features 2 front pockets with hidden coin pocket and key loop, 4 cargo pockets with pen insert, reinforced pocket openings and fully elasticated waist with draw cord
- ◆ 4SRP1 Ladies features 2 front pockets with hidden coin pocket, 1 back hip pocket and key loop, flat front and elasticated back waistband with draw cord



Ladies



Unisex

4SRP1 - Available Sizes

LADIES SIZES	6	8	10	12	14	16	18	20	22	24
1/2 WAIST CM	35.5	38	40.5	43	45.5	48	50.5	53	55.5	58
1/2 WAIST STRETCHED	51.5	53	54.5	56	57.5	59	60.5	62	63.5	65
INNER LEG CM	73.5	75	76.5	78	79.5	80.5	81.5	82	82.5	83

classic fit

4SRP - Available Sizes

ADULTS SIZES	XS	S	M	L	XL	2XL	3XL	4XL	5XL
1/2 WAIST CM	33	35	37	39	40	41	42	43	44
1/2 WAIST STRETCHED	47.5	50	52.5	55	57	59	61	63	65
INNER LEG CM	72	74	76	79	81	83	84	85	86

classic fit



**NEW
STYLE**


4SCT Unisex 4SCT1 Ladies CONTRAST SCRUBS TOP

Professional care scrubs are designed for all day comfort. Multiple added features with a contrast colour stripe.


- ◆ 65% polyester 35% cotton 180gsm
- ◆ V-neck top, set in sleeves, side vents, size identify colour loop sewn next to main label
- ◆ Contrast tape on collar and sleeve hem
- ◆ Two lower pockets, left hand pocket with pen insert
- ◆ 4SCT Left hand chest pocket with loop inside
- ◆ 4SCT1 right hand pocket with utility tape and loop




4SCT
Unisex



NAVY/AQUA



NAVY/
PEA GREEN



NAVY/RED



4SCT1
Ladies

4SCT - Available Sizes

classic fit

ADULTS SIZES	XS	S	M	L	XL	2XL	3XL	4XL	5XL
CHEST CM	55.5	58	60.5	63	65.5	68	70.5	73	75.5
SP LENGTH CM	69.5	71	72.5	74	75.5	77	78.5	79.5	80.5

4SCT1- Available Sizes

classic fit

LADIES SIZES	6	8	10	12	14	16	18	20	22	24
BUST CM	48.5	51	53.5	56	58.5	61	63.5	66	68.5	71
SP LENGTH CM	66.5	68	69.5	71	72.5	74	75.5	77	78.5	80

WE'VE done
YOUR HOMEWORK
FOR YOU



- 1 3KJ KIDS JUMPER / BOTTLE
PAGE 227
- 2 4KFC BOYS FLAT COLLARED SHIRT / WHITE
PAGE 231
- 3 4PK KIDS POPLIN SHIRT / LIGHT BLUE
PAGE 229
- 4 4KB GIRLS SCHOOL BLOUSE / WHITE
PAGE 230
- 5 7WUZP WARM UP ZIP PANTS / ROYAL
PAGE 524
- 6 6HVSU KIDS HI VIS SAFETY VEST / LIME
PAGE 393

3KJ

KIDS KNITTED JUMPER

Classic fit, this comfy Wool blend jumper will fit over shirts and dresses for easy, everyday warmth.



BOTTLE



NAVY



3KJ - Kids Available Sizes

classic fit

KIDS SIZES	4	6	8	10	12	14
CHEST CM	33	36	39	42.5	46	49.5
SP LENGTH CM	43	47	51	55	59	63

PERFECT FOR SCHOOL

- ◆ 50% Wool for warmth, and 50% Acrylic for easy care
- ◆ Full needle 12 gauge
- ◆ Fully fashioned and linked
- ◆ Set-in sleeves

JB's
School
Wear





4PK Short Sleeve KIDS POPLIN SHIRT

This easy-to-wear shirt features clean lines for a polished look.

CLASSIC SCHOOL STYLE

- ◆ 65% Polyester for durability, and 35% Cotton Poplin for comfort
- ◆ 2-piece collar and collar stand
- ◆ Chest pocket
- ◆ Double back yoke with two inverted pleats
- ◆ Curved hem with traditional back tail
- ◆ Easy care fabric
- ◆ Individually packed in JB's logo bag with fit measurement guide

4PK Short Sleeve

4PK - Kids Available Sizes

classic fit

KIDS SIZES	4	6	8	10	12	14
CHEST CM	40	43	46	49	52	55
CB LENGTH CM	57	61	65	69	73	77
COLLAR CM	32	33	34	35	36	37

WHITE

4PK Long Sleeve

4PK - Kids Available Sizes

classic fit

KIDS SIZES	4	6	8	10	12	14
CHEST CM	40	43	46	49	52	55
CB LENGTH CM	57	61	65	69	73	77
COLLAR CM	32	33	34	35	36	37

LT BLUE



4PK Long Sleeve

KIDS POPLIN SHIRT

A perfect everyday wear shirt for school, cut to a classic fit.

GIRLS SCHOOL BLOUSE

Perfect for school uniforms,
a classic fit shirt to accommodate
growing bodies..

WHITE



TAILORED SCHOOL BLOUSE

- ◆ 65% Polyester 35% Cotton Poplin
- ◆ Traditional 2 piece collar and fold placket
- ◆ Double back yoke with 2 inverted pleats
- ◆ One reinforced front chest pocket
- ◆ Easy care fabric
- ◆ Straight hem with side splits
- ◆ 2 front princess lines
- ◆ Individually packed in JB's logo bag with fit measurement guide

4KB - Available Sizes

classic fit

GIRLS SIZES	8	10	12	14	16	18	20	22	24
CHEST CM	43.5	45.5	47.5	49.5	51.5	53.5	55.5	57.5	59.5
CB LENGTH CM	56	59	62	64	66	68	70	72	74

4KFC

BOYS FLAT COLLAR SHIRT

Perfect for school uniforms, this classic fit shirt has customary features to keep everyone happy.



WHITE

ESSENTIAL SCHOOL SHIRT

- ◆ 65% Polyester 35% Cotton Poplin
- ◆ Classic fit with flat collar
- ◆ Reinforced front chest pocket
- ◆ Straight hem with side splits
- ◆ Easy care fabric
- ◆ Individually packed in JB's logo bag with fit measurement guide.

classic fit

4KFC - Available Sizes

KIDS SIZES	4	6	8	10	12	14	S	M	L	XL	2XL
CHEST CM	40	43	46	49	52	55	58	60.5	63	65.5	68
CB LENGTH CM	52	56	60	64	67	70	72	74	76	78	80

