

TAILORED TO SUIT YOU





CORPORATE WEAR
INDEX



233

3KJ
Kids Jumper



198

4BCT1
Ladies Better Fit
Classic Trouser



198

4BUT1
Ladies Better Fit
Urban Trouser



198

4BST1
Ladies Better Fit
Slim Trouser



214

4CFL, 4CLS, 4CUL
L/S Cotton Chambray
Shirt



214

4CFS, 4CSS, 4CUS
S/S Cotton Chambray
Shirt



194

4CHP
Chino Pant



195

4CHS
Chino Short



NEW!
215

4FC1L
Ladies L/S Fine
Chambray Shirt



NEW!
215

4FC1S
Ladies S/S Fine
Chambray Shirt



NEW!
213

4FC
L/S Fine Chambray Shirt



NEW!
213

4FCSS
S/S Fine Chambray Shirt



211

4IC
L/S Indigo Shirt



211

4ICS
S/S Indigo Shirt



234

4KB
Girls School Blouse



235

4KFC
Boys Flat Collar Shirt



NEW!
197

4LCP
Ladies Corporate Pant



216

4LF3
Ladies 3/4 Fitted Shirt



210

4LIC
Ladies L/S Indigo Shirt



210

4LICS
Ladies S/S Indigo Shirt



TAILORED TO SUIT YOU

183

JB's wear

CORPORATE WEAR



210

4LICT
Ladies 3/4 Indigo Shirt



201

4LS
Ladies L/S Poplin Shirt



201

4LS
Ladies S/S Poplin Shirt



212

4LSL
Ladies L/S Fine Chambray Shirt



212

4LSLS
Ladies S/S Fine Chambray Shirt



212

4LSLT
Ladies 3/4 Fine Chambray Shirt



218

4M
Podium Moto Shirt



196

4MCT
Adjuster Trousers



189

4NMJ
Mech Stretch Suit Jacket



188

4NMJ1
Ladies Mech Stretch Suit Jacket



192

4NMLS
Ladies Mech Stretch Long Skirt



193

4NMSS
Ladies Mech Stretch Short Skirt



190

4NMT
Mech Stretch Trousers



191

4NMT1
Ladies Mech Stretch Trousers



217

4OS
L/S Oxford Shirt



217

4OSX
S/S Oxford Shirt



NEW!
204

4P
S/S Poplin Shirt



NEW!
204

4P
L/S Poplin Shirt



200

4PEP1
Ladies Polyester EW Pant



230

4PK
Kids S/S Poplin Shirt

CONTINUED

CORPORATE WEAR
INDEX



231

4PK
L/S Kids Poplin Shirt



203

4PLU3
Ladies 3/4 Urban
Poplin Shirt



203

4PLUL
Ladies L/S Urban Poplin
Shirt



203

4PLUS
Ladies S/S Urban Poplin
Shirt



NEW!
207

4PS1S
Ladies Classic S/S Poplin
Shirt



NEW!
207

4PS1L
Ladies Classic L/S Poplin
Shirt



205

4PSCL
Classic L/S Poplin Shirt



205

4PSCS
Classic S/S Poplin Shirt



202

4PUL
Urban L/S Poplin Shirt



202

4PUS
Urban S/S Poplin Shirt



229

4SRP
Unisex Scrubs Pants



229

4SRP1
Ladies Scrubs Pants



228

4SRT
Unisex Scrubs Top



228

4SRT1
Ladies Scrubs Top



206

4YLS
L/S Yarn Dyed Check
Shirt



206

4YSS
S/S Yarn Dyed Check
Shirt



NEW!
209

6E
S/S Epaulette Shirt



NEW!
209

6E
L/S Epaulette Shirt



220

6EJ
Epaulette Jumper



208

6ESL1
Ladies L/S Epaulette
Shirt



208

6ESS1
Ladies S/S Epaulette
Shirt



222

6J
Knitted Jumper



NEW!
227

6J1CN
Ladies Crew Neck Jumper



NEW!
226

6L1CN
Ladies Crew Neck Cardigan



NEW!
223

6V1CN
Ladies Crew Neck Vest



221

6J1
Ladies Knitted Jumper



219

6LC
Ladies Knitted Cardigan



225

6V
Knitted Vest



224

6V1
Ladies Knitted Vest

SUIT YOUR STYLE

These elegant essentials work together to add a professional polish



1 4NMT1 LADIES PANT / NAVY
PAGE 191

2 4LF3 LADIES SHIRT / WHITE
PAGE 216

3 6V1 LADIES VEST / CHARCOAL
PAGE 224

4 4NMSS LADIES SKIRT / BLACK
PAGE 193

5 6LC LADIES CARDIGAN / BLACK
PAGE 219

6 6V1CN LADIES CORPORATE CREW NECK VEST
PAGE 223

BOARDROOM READY

Easy sophistication and classic cuts that command respect

187

JBS wear

CORPORATE WEAR



7

4NMJ SUIT JACKET / NAVY
PAGE 189

8

4PUL POPLIN SHIRT / WHITE
PAGE 202

9

4MCT TROUSERS / NAVY
PAGE 196

10

5TBO BOW TIE / BLACK
PAGE 278

11

5TBT TIE / BLACK
PAGE 279

12

4FC FINE CHAMBRAY L/S SHIRT / BLUE
PAGE 213

4NMJ1

LADIES MECH STRETCH SUIT JACKET

A corporate wardrobe essential in a modern silhouette for a professional style.



BLACK

NAVY



STYLISH FIT

- 100% polyester mechanic stretch fabric
- 180 gsm
- Fully lined with polyester taffeta
- Two front hand pocket
- mid length Jacket with 1-button closure
- Easy care fabric
- Large turn up at sleeve hem for length adjustment

4NMJ1 - Ladies Available Sizes

URBAN FIT

LADIES SIZES	6	8	10	12	14	16	18	20	22	24
BUST CM	42	44.5	47	49.5	52	54.5	58	60.5	63	65.5
SP LENGTH CM	62	63	64	65	66	66	67	67	68	69

4NMJ

MECH STRETCH SUIT JACKET

No corporate wardrobe is complete without a great jacket.



TRADITIONAL TAILORING

- 100% polyester mechanic stretch fabric
- 180 gsm
- Fully lined with polyester taffeta
- Two front hand pocket
- Three internal welt pocket on left hand side; One on right hand side
- Mid length Jacket with 2-button closure
- Easy care fabric
- Large turn up at sleeve hem for length adjustment

4NMJ - Available Sizes

URBAN FIT

ADULTS SIZES	36-92	38-97	40-102	42-107	44-112	46-117	48-122
CHEST CM	50	52.5	55	57.5	60	62.5	65
SP LENGTH CM	76	77	78	79	80	81	82

4NMT

MECH STRETCH TROUSER

Dress these comfortable classic fit stretch fabric trousers up or down with your favourite shirt for work or weekend wear.



4NMT - Regular Waist

classic fit

ADULT SIZES	77R	82R	87R	92R	97R	102R	107R
WAIST STRETCHED	87	92	97	102	107	112	117
INNER LEG CM	80	81	82	83	84	85	86

4NMT - Stout Waist

classic fit

ADULT SIZES	87S	92S	97S	102S	107S	112S	117S	122S	127S	132S
WAIST STRETCHED	97	102	107	112	117	122	127	132	137	142
INNER LEG CM	77	78	79	80	81	82	83	84	85	86

STYLISH FIT

- 100% Polyester mechanical stretch fabric
- Constructed waist with belt loops
- Two front slant pockets, one patch pocket at WRH inside pocket bag and back jet pocket
- Large turn up at hem for length adjustment
- Fully tailored styling to allow for further alteration

4NMT1

LADIES MECH STRETCH TROUSER

Matching the mens trouser, this ladies version are a comfortable classic fit, dress up or down.



STYLISH FIT

- 100% Polyester mechanical stretch fabric
- Constructed adjustable waist with belt loops
- Two front slant pockets and one patch pocket at WRH inside pocket bag
- Large turn up at hem for length adjustment
- Fully tailored styling to allow for further alteration
- Utility (key chain) belt loop at right pocket side seam
- Size 18+ have elastic inserts at side seam

4NMT1 - Ladies Available Sizes

classic fit

LADIES SIZES	8	10	12	14	16	18	20	22	24
WAIST CM	73	81	86	91	96	94	100	106	112
WAIST STRETCHED	-	-	-	-	-	106	112	118	124
INNER LEG	78.5	79	79.5	80	80.5	81	81.5	82	82.5

4NMLS

LADIES MECH STRETCH LONG SKIRT

A flattering shape for everyday style, this urban fit knee-length skirt is a versatile choice for your professional wardrobe



BLACK

NAVY

EASY
ELEGANCE

4NMLS - Ladies Available Sizes

LADIES SIZES	8	10	12	14	16	18	20	22	24
1/2 WAIST CM	35.5	38	40.5	43	45.5	48	49.5	52	54.5
1/2 WAIST STRETCH	-	-	-	-	-	54	55.5	58	60.5
LENGTH INC WB	59	60	61	62	63	63	63	64	64

URBAN FIT

- 100% Polyester mechanical stretch fabric
- Fully lined with Polyester Taffeta
- Back zip opening with hook & eye closure
- Slit back for easy movability
- Two front welt pockets
- Size 18+ have elastic inserts at side seam

4NMSS

LADIES MECH STRETCH SHORT SKIRT

A versatile urban fit choice to add with your professional wardrobe.



BLACK

NAVY

VERSATILE ELEGANCE

- 100% Polyester mechanical stretch fabric
- Fully lined with Polyester Taffeta
- Back zip opening with hook & eye closure
- Slit back for easy movability
- Two front welt pockets

4NMSS - Ladies Available Sizes *URBAN FIT*

LADIES SIZES	6	8	10	12	14	16
1/2 WAIST CM	33	35.5	38	40.5	43	45.5
LENGTH INC WB	45	46	47	48	49.5	51

4CHP

CHINO PANT

Classic fit styled chino
for everyday comfort.



BLACK

NAVY

CLASSIC FIT

- 65% Polyester for durability, 35% Cotton for comfort
- 270gsm Twill fabric
- Constructed waistband with 6 belt loops
- 2 front slant pockets and 2 hip welt pockets, one coin pocket under waistband
- Bar tack at all pressure points for strength

4CHP - Available Sizes

ADULT SIZES	77	82	87	92	97	102	107	112	117	122	127	132
WAIST	79	84	89	94	99	104	109	114	119	124	129	134
INNER LEG CM	78	80	82	82	84	84	84	84	84	84	84	84

classic fit

4CHS

CHINO SHORT

Everyday comfort and style
cut to a classic fit



CLASSIC

COMFORT

- 65% Polyester for durability, 35% Cotton for comfort.
- 270gsm Twill fabric
- Constructed waistband with 6 belt loops
- 2 front slant pockets and 2 hip welt pockets, one coin pocket under waistband
- Bar tack at all pressure points for strength

4CHS - Available Sizes

ADULT SIZES	77	82	87	92	97	102	107	112	117	122	127	132
WAIST	79	84	89	94	99	104	109	114	119	124	129	134
INNER LEG CM	23	23	23	23	23	23	24	24	24	24	24	24

classic fit

4MCT

CORPORATE (ADJUST) TROUSER

Relaxed straight leg, classic fit trousers are a wardrobe staple, worn with an open collar shirt or blazer and tie to suit the occasion.



BLACK

CHARCOAL

NAVY

4MCT - Regular Waist

classic fit

ADULT SIZES	67R	72R	77R	82R	87R	92R	97R	102R	107R	112R
WAIST STRETCHED	77	82	87	92	97	102	107	112	117	122
INNER LEG CM	78	79	80	81	82	83	84	85	86	87

4MCT - Stout Waist

classic fit

ADULT SIZES	87S	92S	97S	102S	107S	112S	117S	122S	127S	132S
WAIST STRETCHED	97	102	107	112	117	122	127	132	137	142
INNER LEG CM	77	78	79	80	81	82	83	84	85	86

TRADITIONAL TROUSERS

- 65% Polyester for durability, and 35% Viscose Gabardine
- Constructed adjustable waist with belt loops
- Fully tailored styling to allow for alteration
- Two front slant pockets and two back welt pockets
- Large turn up at hem for length adjustment
- Front flat
- Easy care fabric

4LCP

LADIES CORPORATE PANT

A corporate wardrobe staple, these urban fit straight leg trousers can be dressed up or down to suit any office.



BLACK

NAVY

SLEEK SILHOUETTE

- 65% Polyester for durability, and 35% Viscose Gabardine
- Mid-waist fit with front button closure and constructed waist with belt loops
- Two front slant pockets and one welt pocket at back hip
- Size 18+ have elastic inserts at side seam
- Large turn up at hem for length adjustment
- Fully tailored styling to allow for further alteration
- Easy care fabric

4LCP - Ladies Available Sizes

LADIES SIZES	6	8	10	12	14	16	18	20	22	24	26
WAIST CM	68	73	78	83	88	93	90	95	100	105	115
INNER LEG CM	78	78.5	79	79.5	80	80.5	81	81.5	82	82.5	81.5
WAIST STRETCHED	-	-	-	-	-	-	102	107	112	117	127
	NEW									NEW	NEW

URBAN FIT

197

JBS wear

CORPORATE WEAR

NEW
SIZES

4BST1, 4BUT1, 4BCT1

SLIM, URBAN, CLASSIC

LADIES BETTER FIT TROUSER

A classic mechanical stretch ladies trouser.



Slim Fit
Urban Fit
Classic Fit

- 100% polyester mechanic stretch weave fabric
- 180gsm
- Two front welt pocket, one mock hip welt pocket
- 5cm wide turn up hem with blind stitch for easy adjustment
- Size 18 - 26 with elastic at side of waistband (classic fit only)

BLACK**NAVY**

slim fit



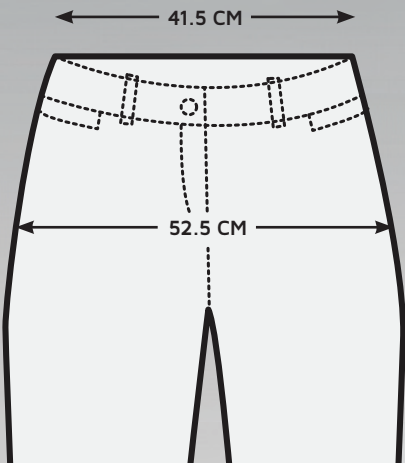
Size 10

URBAN FIT



Size 10

classic fit



Size 10

A FIT RIGHT FOR YOU

slim fit

4BST1 - Available Sizes

LADIES SIZES	4	6	8	10	12	14	16
1/2 WAIST	31.5	34	36.5	39	41.5	44	46.5
1/2 HIP	43	45.5	48	50.5	53	55.5	58
INNER LEG CM	76.5	77	77.5	78	78.5	79	79.5

URBAN FIT

4BUT1 - Available sizes

LADIES SIZES	8	10	12	14	16	18	20
1/2 WAIST	38	40.5	43	45.5	48	50.5	53
1/2 HIP	49	51.5	54	56.5	59	62.5	65
INNER LEG CM	78.5	79	79.5	80	80.5	82.5	83

classic fit


4BCT1 - Available sizes

LADIES SIZES	10	12	14	16	18	20	22	24	26
1/2 WAIST STRETCHED	-	-	-	-	53.5	56	58.5	61	63.5
1/2 WAIST RELAXED	41.5	44	46.5	49	47.5	50	52.5	55	57.5
1/2 HIP CM	52.5	55	57.5	60	63.5	66	68.5	71	73.5
INNER LEG CM	78.5	79	79.5	80	81	81.5	82	81	80

4PEP1

LADIES ORIGINAL
POLYESTER E.W. PANT

For everyday comfort and style, this classic fit mechanical stretch fabric pant is a must.



EVERYDAY
COMFORT

4PEP1 - Available Sizes

LADIES SIZES	8	10	12	14	16	18	20	22	24	26
WAIST	65	70	75	80	85	90	95	100	105	110
WAIST STRETCHED	96	101	106	111	116	121	126	131	136	141
INNER LEG	78.5	79	79.5	80	80.5	81	81.5	82	82.5	83

classic fit

- Classic fit
- 100% Polyester mechanical stretch fabric
- Fully elasticated waistband with belt loops
- Two front slant pockets
- Large turn up at hem for length adjustment
- Utility (key chain) belt loop at right pocket side seam

4LS

LADIES ORIGINAL POPLIN SHIRT

4LSWX
White Long Sleeve

Matching the mens, this ladies version is a perfect addition to your corporate wardrobe, Original fit, style and comfort.

4LSWS
White Short Sleeve



4LSB
Black Long Sleeve



BLACK
LONG SLEEVE
ONLY

WHITE

ORIGINAL COMFORT

- 65% Polyester for durability, 35% Cotton for comfort
- Two piece collar and collar stand
- Reinforced chest pocket
- Straight hem with side splits – longer length
- Individually packed with JB's logo bag with fit measurement guide

4LS - Available Sizes								ORIGINAL FIT	
LADIES SIZES	8	10	12	14	16	18	20	22	
BUST CM	49.5	52	54.5	57	60.5	63.5	67	70.5	
CB LENGTH	67	69	71	73	73	74	74	75	

4PUS Short Sleeve, 4PUL Long Sleeve

URBAN POPLIN SHIRT

Perfect for everyday corporate and team wear, this tailored shirt is cut to an urban fit and contains Elastane for stretch and comfort.



BLACK

CHARCOAL

WHITE

FRENCH BLUE
SHORT SLEEVE ONLY

WHITE / BLACK
SHORT SLEEVE ONLY

EASY TO WEAR CORPORATE SHIRT

- Solid colour: Cotton /Polyester /Elastane
- Yarn dyed stripe: Cotton/Polyester/Elastane
- 2-piece collar and collar stand
- CF button opening
- Front chest pocket
- Double back yoke with two pleats
- Curved hem
- Set-in sleeves; long sleeves with 2-button adjustable cuffs
- Individually packed in JB's logo bag with fit measurement guide

4PUS / 4PUL - Available Sizes

URBAN FIT

ADULTS SIZES	S	M	L	XL	2XL	3XL	4XL	5XL
CHEST CM	53	55	57	61	64	68	72	76
CB LENGTH	78	79.5	81	82.5	84	85.5	87	88.5
COLLAR CM	38	40	42	44	46	49	51	54

4PLU3 3/4 Sleeve, 4PLUL Long Sleeve 4PLUS Short Sleeve

LADIES URBAN POPLIN SHIRT

203

JB's wear

CORPORATE WEAR

Perfect for everyday corporate and team wear, this tailored shirt is cut to an urban fit and finished with bust and waist darts for shaping.



- Solid colour: Cotton /Polyester /Elastane
- Yarn dyed stripe: Cotton/Polyester/Elastane
- Contains Elastane for stretch and comfort
- 2-piece collar
- CF button opening
- Curved hem
- Set-in sleeves; long sleeves with button cuffs
- Individually packed in JB's logo bag with fit measurement guide

BLACK

BLACK / WHITE
LONG SLEEVE ONLY

BONE
3/4 SLEEVE ONLY

CHARCOAL

FRENCH BLUE
3/4 SLEEVE ONLY

WHITE
LONG SLEEVE & SHORT SLEEVES ONLY

WHITE / BLACK
3/4 SLEEVE ONLY

4PUL3 / 4PLUL / 4PLUS - Available Sizes

URBAN FIT

LADIES SIZES	6	8	10	12	14	16	18	20	22	24
BUST CM	44.5	47	49.5	52	54.5	58	61	64.5	68	71
CB LENGTH	62.5	64	65.5	67	68.5	70	71.5	72.5	73.5	74.5

4P Short Sleeve, 4P Long Sleeve

POPLIN SHIRT

From conference to classroom, this easy-to-wear shirt features clean lines for a polished look.



BLACK

LT BLUE

WHITE

CHARCOAL

NEW

CLASSIC EVERYDAY COMFORT

- 65% Polyester for durability, and 35% Cotton Poplin for comfort
- Classic fit
- 2-piece collar and collar stand
- Chest pocket
- Double back yoke with two inverted pleats
- Curved hem with traditional back tail
- Easy care fabric
- Individually packed in JB's logo bag with fit measurement guide

4P - Available Sizes

ADULTS SIZES	S	M	L	XL	2XL	3XL	4XL	5XL
CHEST CM	56.5	58.5	60.5	64.5	67.5	71.5	75.5	79.5
CB LENGTH	76.5	78	79.5	81	82.5	84	85.5	87
COLLAR CM	38	40	42	44	46	49	51	54

classic fit

NEW
COLOUR

4PSCL Long Sleeve 4PSCS Short Sleeve

CLASSIC POPLIN SHIRT

Our classic fit Poplin shirt is an excellent addition to your corporate wardrobe.



- BLACK
- LT BLUE
- WHITE

WEAR IT WELL

- 65% Polyester for durability, and 35% Cotton Poplin for comfort
- 2-piece collar and collar stays
- CF button opening
- Front chest pocket
- Double back yoke with two pleats
- Curved hem
- Set-in sleeves; long sleeves with 2-button adjustable cuffs
- Individually packed in JB's logo bag with fit measurement guide

4PSCL / 4PSCS - Available Sizes

ADULTS SIZES	S	M	L	XL	2XL	3XL	4XL	5XL
CHEST CM	55	57	59	63	66	70	74	78
CB LENGTH	78	79.5	81	82.5	84	85.5	87	88.5
COLLAR CM	38	40	42	44	46	47	51	54

classic fit

4YSS Short Sleeve, 4YLS Long Sleeve

YARN DYED CHECK SHIRT

Stylish fine Yarn dye with check design, giving that professional edge. Classic fit available in S/S and L/S.



CLASSIC CHECK STYLE

- 65% Polyester for durability and 35% Cotton for comfort
- Yarn dyed
- Curved hem with 2-piece collar
- Set-in sleeves
- Easy care fabric
- Chest pocket
- Individually packed in JB's logo bag with fit measurement guide

4YSS / 4YLS Adults Available Sizes

ADULTS SIZES	S	M	L	XL	2XL	3XL	4XL	5XL
CHEST CM	55	57	59	63	66	70	74	78
SP LENGTH	78	79.5	81	82.5	84	85.5	87	88.5
COLLAR CM	38.5	40.5	43	44.5	46.5	49.5	51.5	54.5

classic fit

4PS1S Short Sleeve, 4PS1L Long Sleeve

LADIES CLASSIC POPLIN SHIRT

207

JB's wear

CORPORATE WEAR



BLACK

WHITE

2017 NEW ITEMS

- 65% Polyester for durability, 35% Cotton for comfort
- Two piece collar and collar stand
- Bust and waist darts for shaping
- Curved hem with side splits
- Individually packed in JB's logo bag with fit measurement guide

4PS1S / 4PS1L - Available Sizes											classic fit	
LADIES SIZES	4	6	8	10	12	14	16	18	20	22		
BUST CM	42	44.5	47	49.5	52	54.5	58	61	64.5	68		
SP LENGTH CM	61.5	63	64.5	66	67.5	69	70.5	72	73.5	74.5		

NEW
STYLE

6ESS1 Short Sleeve 6ESL1 Long Sleeve

LADIES EPAULETTE SHIRT

Matching the mens, tailored details lend authenticity to this urban fit shirt.



PROFESSIONAL WEAR

- 65% polyester for durability 35% cotton for comfort
- 2 piece collar with collar stays
- Button down epaulette on both shoulders
- Two reinforced chest pockets with button down flap, one with pen inserts
- Curved hem
- 2 needle lap seam for improved durability
- Easy care fabric
- Long sleeve traditional adjustable button cuffs and placket
- Individually packed in JB's logo bag with fit measurement guide

6ESS1/6ESL1 - Available Sizes

LADIES SIZES	8	10	12	14	16	18	20	22	24
BUST CM	64	65.5	67	68.5	70	71.5	72.5	73.5	74.5
CB LENGTH	47	49.5	52	54.5	58	61	64.5	68	71.5

URBAN FIT

6E Short Sleeve, 6E Long Sleeve

EPAULETTE SHIRT

Tailored details lend authenticity to this classic fit work shirt.



TRUE PROFESSIONAL WEAR

- 65% Polyester for durability, and 35% Cotton for comfort
- 2-piece collar with collar stays
- Button-down epaulette on both shoulders
- Two reinforced chest pockets with button-down flap, one with pen inserts
- Curved hem
- 2-needle lap seam for improved durability
- Easy care fabric
- Long sleeve traditional adjustable button cuffs and placket
- Individually packed in JB's logo bag with fit measurement guide

6E - Available Sizes

ADULTS SIZES	XS	S	M	L	XL	2XL	3XL	4XL	5XL	6/7XL
CHEST CM	54.5	56.5	58.5	60.5	64.5	67.5	71.5	75.5	79.5	87.5
CB LENGTH	75	76.5	78	79.5	81	82.5	84	85.5	87	90
COLLAR CM	36	38	40	42	44	46	49	51	54	60

classic fit

**NEW
COLOUR**

4LIC Long Sleeve, 4LICT 3/4 Sleeve, 4LICS Short Sleeve

LADIES ORIGINAL INDIGO CHAMBRAY SHIRT

Matching the men's this ladies version is a original fit, cotton rich shirt perfect for the office workplace.



4LIC / 4LICT / 4LICS - Available Sizes

LADIES SIZES	6	8	10	12	14	16	18	20	22	24
BUST CM	47	49.5	52	54.5	57	60.5	63.5	67	70.5	73.5
CB LENGTH	65	67	69	71	73	73	74	74	75	75

ORIGINAL FIT

- 55% Cotton for comfort, and 45% Polyester for durability
- Contrast tortoise shell buttons
- Reinforced chest pocket
- Straight hem with side splits
- Individually packed in JB's logo bag with fit measurement guide
- 4LIC Long sleeve available in sizes 8-24 only

4ICS Short Sleeve, 4IC Long Sleeve

INDIGO CHAMBRAY SHIRT

A great choice for workplace uniforms, this classic fit shirt is made from indigo dyed fabric for a distinguished look..

211

JB's wear

CORPORATE WEAR



TEAM TAILORING

- 55% Cotton for comfort, and 45% Polyester for durability
- Contrast tortoise shell buttons
- Reinforced chest pocket with pen insert
- Traditional button collar, cuffs and placket, and double back yoke with box pleat and hanger loop
- Individually packed in JB's logo bag with fit measurement guide

4ICS / 4IC - Available Sizes

classic fit

ADULTS SIZES	S	M	L	XL	2XL	3XL	4XL	5XL
CHEST CM	56.5	58.5	60.5	64.5	67.5	71.5	75.5	79.5
CB LENGTH	76.5	78	79.5	81	82.5	84	85.5	87
COLLAR CM	38	40	42	44	46	49	51	54

4LSL Long Sleeve, 4LSLT 3/4 Sleeve, 4LSLS Short Sleeve

LADIES ORIGINAL FINE CHAMBRAY SHIRT

Style comes easily with this original fit chambray shirt.



CHARCOAL
CHAMBRAY
(short sleeve
& long sleeve
only)

LT BLUE
CHAMBRAY

4LSL / 4LSLT / 4LSLS - Available Sizes

LADIES SIZES	6	8	10	12	14	16	18	20	22	24
BUST CM	47	49.5	52	54.5	57	60.5	63.5	67	70.5	73.5
CB LENGTH	65	67	69	71	73	73	74	74	75	75

ORIGINAL FIT

- 55% Cotton for comfort, and 45% Polyester for durability
- Cotton rich fine chambray fabric
- Chest pocket
- Relaxed collar, two inverted back pleats, straight hem with side splits
- Easy care fabric
- Individually packed in JB's logo bag with fit measurement guide

4FC Long Sleeve 4FCSS Short Sleeve

FINE CHAMBRAY SHIRT

Classic and stylish
Chambray shirt.



CHARCOAL
CHAMBRAY

LT BLUE/
CHAMBRAY

MIDNIGHT
NAVY

NEW

RELAXED CORPORATE WEAR

- 55% Cotton for comfort, and 45% Polyester for durability
- Cotton rich fine chambray fabric
- 2-piece button-down collar, centre back box pleats and hanger loop, and chest pen holder reinforced at edges
- Easy care fabric
- Chest pocket

4FC / 4FCSS - Available Sizes

ADULTS SIZES	S	M	L	XL	2XL	3XL	4XL	5XL
CHEST CM	56.5	58.5	60.5	64.5	67.5	71.5	75.5	79.5
CB LENGTH	76.5	78	79.5	81	82.5	84	85.5	87
COLLAR CM	38	40	42	44	46	49	51	54

classic fit

NEW
COLOUR

4CFS 4CSS 4CUS Short Sleeve, 4CFL 4CLS 4CUL Long Sleeve

COTTON CHAMBRAY SHIRT

Classic and stylish, this classic fit shirt is made from 100% Cotton for 100% comfort.



BLUE/ BLUE
4CUL/4CUS

BLUE/ TAN
4CLS/4CSS

GREEN
4CFL/4CFS



TAILORED FOR COMFORT

Available Sizes

classic fit

ADULTS SIZES	S	M	L	XL	2XL	3XL	4XL
CHEST CM	56.5	58.5	60.5	64.5	67.5	71.5	75.5
CB LENGTH	76.5	78	79.5	81	82.5	84	85.5
COLLAR CM	38	40	42	44	46	49	51

- 100% Cotton for 100% comfort
- 2-piece button-down collar
- Contrast tortoise shell buttons
- Two reinforced chest pockets, one with pen holder
- Double back yoke with centre box pleat and hanger loop
- Curved hem
- 2-needle lap seam for improved durability
- Individually packed in JB's logo bag with fit measurement guide

4FC1L Long Sleeve, 4FC1S Short Sleeve

LADIES CLASSIC FINE CHAMBRAY SHIRT

215

JB's wear

CORPORATE WEAR



INDIGO

LIGHT
BLUE

LILAC

RELAXED CORPORATE WEAR

- 55% Cotton for comfort, and 45% Polyester for durability
- Cotton rich fine chambray fabric
- 2-piece collar
- Bust and waist daunts
- Easy care fabric
- Curved hem with side splits
- Individually packed in JB's logo bag with fit measurement guide

4FC1L / 4FC1S - Available Sizes

classic fit

LADIES SIZES	6	8	10	12	14	16	18	20	22
BUST CM	44.5	47	49.5	52	54.5	58	61	64.5	68
SP LENGTH	63	64.5	66	67.5	69	70.5	72	73.5	74.5

NEW
STYLE

4LF3

LADIES 3/4 FITTED SHIRT

A staple for the modern woman, this classic three-quarter sleeve shirt has slim fit styling to flatter your shape.



BLACK

WHITE

CLEAN LINES, CRISP STYLE

- 97% Cotton Poplin for comfort, and 3% Elastane for stretch
- Bust and waist darts
- Fold placket with relaxed collar
- Three-quarter sleeves with wide cuffs
- Curved hem with side splits
- Individually packed in JB's logo bag with fit measurement guide

4LF3 - Ladies Available Sizes

LADIES SIZES	8	10	12	14	16	18	20	22
BUST CM	46	48	51	54	56.5	59.5	63	67
CB LENGTH	60.5	62.5	64.5	66.5	68.5	70.5	71.5	72.5

slim fit

40SX Short Sleeve, 40S Long Sleeve

OXFORD SHIRT

A traditionally styled classic fit Oxford dress shirt for a polished, professional look.

217

JB's wear

CORPORATE WEAR



LT BLUE

WHITE

TRUE PROFESSIONAL WEAR

- 65% Polyester for durability, and 35% Cotton for comfort
- Oxford weave fabric
- 2-piece button-down collar
- Chest pocket with pen holder
- Double layer back yoke with centre box pleat and hanger loop
- Curved hem
- Easy care fabric
- Individually packed in JB's logo bag with fit measurement guide

40SX / 40S - Available Sizes

classic fit

ADULTS SIZES	S	M	L	XL	2XL	3XL	4XL
CHEST CM	56.5	58.5	60.5	64.5	67.5	71.5	75.5
CB LENGTH	76.5	78	79.5	81	82.5	84	85.5
COLLAR CM	38	40	42	44	46	49	51

4M

PODIUM MOTO SHIRT

Gain a professional edge with this original fit work shirt, featuring contrast shoulder panels with piping.



PIT CREW STYLING

- 65% Polyester for durability, and 35% Cotton for comfort
- 2-piece button-down collar
- Full button concealed placket
- Chest pocket with pen holder
- Straight hem with side splits
- Easy care fabric

4M - Adults Available Sizes		ORIGINAL FIT					
ADULTS SIZES	S	M	L	XL	2XL	3XL	
CHEST CM	57	59.5	63	66	69.5	72.5	
CB LENGTH	75	77	79	81	82	83	
COLLAR CM	40	41.5	43	45	47	49	

6LC

LADIES KNITTED CARDIGAN

A wardrobe essential, this stylish, classic fit cardigan is knitted from a soft wool blend and finished with an open V-neck and button down front.

219

JBS wear

CORPORATE WEAR



BLACK

CHARCOAL

NAVY

WARMTH & STYLE

- 50% Wool for warmth, and 50% Acrylic for easy care
- Full needle 12 gauge
- Fully fashioned and linked

6LC - Available Sizes

LADIES SIZES	8	10	12	14	16	18	20	22	24
BUST CM	46	48	50	52	54	56	58.5	61	63.5
CB LENGTH	55	57	59	61	62.5	64	65.5	67	68

classic fit

Custom colours,
minimum 300.
Please refer to page 530 for more information on how we can customise your apparel.

6EJ

KNITTED EPUALETTE JUMPER

Ideal for work, this V-neck classic fit sweater has plenty of practical features that also complete the look.



Custom Colour
Minimum 300pcs

6EJ - Available Sizes

ADULTS SIZES	S	M	L	XL	2XL	3XL	4XL	5XL	6/7XL
CHEST CM	53	55.5	58	60.5	63	65.5	68	70.5	75.5
SP LENGTH	67	69	71	73	75	76	77	78	80

classic fit

HARDWORKING STYLE

- 50% Wool for warmth, and 50% Acrylic for easy care
- Woven epaulette with Velcro closure on both shoulders
- Woven elbow patches and two woven patch pen pockets on sleeves
- Full fashioned and linked
- Ribbed sleeve cuffs and basque

6J1

LADIES KNITTED JUMPER

Matching the men's this ladies version is a V-neck style, Urban fit knitted jumper, perfect for the cooler months.



V-NECK STYLE

- 50% Wool for warmth, and 50% Acrylic for easy care
- Full needle 12 gauge
- Fully fashioned and linked
- Long sleeves with cuffs, and bottom basque
- Urban fit

6J1 - Available Sizes

LADIES SIZES	8	10	12	14	16	18	20	22	24
BUST CM	40.5	43	45.5	48	50.5	53	55.5	58	60.5
SP LENGTH	58.5	60	61.5	63	64.5	66	67.5	69	70.5

URBAN FIT

Custom colours, minimum 300.
Please refer to page 530 for more information on how we can customise your apparel.

6J

KNITTED JUMPER

Everyone needs a reliable jumper for cooler days, and this stylish V-neck fits easily over a shirt, worn with or without a tie.



COOL WEATHER STAPLE

- 50% Wool for warmth, and 50% Acrylic for easy care
- Full needle 12 gauge
- Fully fashioned and linked
- Long sleeves with cuffs, and bottom basque
- Classic fit

6J - Available Sizes

ADULTS SIZES	S	M	L	XL	2XL	3XL	4XL	5XL
CHEST CM	53	55.5	58	60.5	63	65.5	68	70.5
SP LENGTH	67	69	71	73	75	76	77	78

classic fit

Custom colours,
minimum 300.
Please refer to page 530 for more information on how we can customise your apparel.

6V1CN

LADIES CORPORATE CREW NECK VEST

223

JBS wear

CORPORATE WEAR



COOL WEATHER STAPLE

- 50% Wool for warmth, and 50% Acrylic for easy care
- Full needle 12 gauge
- Full fashioned and linked
- Ribbed basque, neck and armhole
- Classic fit
- Soft hand feel

6V1CN - Available Sizes

LADIES SIZES	8	10	12	14	16	18	20	22	24
BUST CM	44	46	48	50	52	54	56.5	59	61.5
SP LENGTH	56	58	60	62	63.5	65	66.5	68	69

classic fit

NEW
STYLE

6V1

LADIES KNITTED VEST

A comfortable slim fit V-neck vest to lend warmth and style to your professional outfit.



BLACK

CHARCOAL

NAVY

COMPLETE THE LOOK

6V1 - Available Sizes

LADIES SIZES	8	10	12	14	16	18	20	22	24
BUST CM	38.5	41	43.5	46	48.5	51	53.5	56	58.5
SP LENGTH	55.5	57	58.5	60	61.5	63	64.5	66	67.5

slim fit

- 50% Wool for warmth, and 50% Acrylic for easy care
- Full needle 12 gauge
- Fully fashioned and linked

6V

KNITTED VEST

Matching the Ladies, this mens version is a Classic cut V-neck, comfort and style vest.



THE LOOK

- 50% Wool for warmth, and 50% Acrylic for easy care
- Full needle 12 gauge
- Fully fashioned and linked

6V - Adults Available Sizes

classic fit

ADULTS SIZES	S	M	L	XL	2XL	3XL	4XL	5XL
CHEST CM	53	55.5	58	60.5	63	65.5	68	70.5
SP LENGTH	65	67	69	71	73	74	75	76

6L1CN

LADIES CORPORATE CREW NECK
CARDIGAN



BLACK

NAVY

RED

6L1CN - Available Sizes

LADIES SIZES	8	10	12	14	16	18	20	22	24
BUST CM	46	48	50	52	54	56	58.5	61	63.5
CB LENGTH	56	58	60	62	63.5	65	66.5	68	69

classic fit

A LAYER OF
WARMTH

- 50% Wool for warmth, and 50% Acrylic for easy care
- Full needle 12 gauge
- Full fashioned and linked
- Ribbed sleeve cuffs and basque
- Classic fit
- Soft hand feel

NEW
STYLE


6J1CN

LADIES CORPORATE CREW
NECK JUMPER

227

JB's wear

CORPORATE WEAR



COMPLETE
THE LOOK

- 50% Wool for warmth, and 50% Acrylic for easy care
- Full needle 12 gauge
- Full fashioned and linked
- Long sleeve with ribbed sleeve cuffs and basque
- Classic fit
- Soft hand feel

6J1CN - Available Sizes										
classic fit										
LADIES SIZES	8	10	12	14	16	18	20	22	24	
BUST CM	44	46	48	50	52	54	56.5	59	61.5	
SP LENGTH	56	58	60	62	63.5	65	66.5	68	69	

NEW
STYLE

4SRT Unisex, 4SRT1 Ladies

SCRUBS TOP

These classic fit professional care scrubs are designed to add comfort to your day with multiple added features and the ability to be laundered industrially.



Ladies



Unisex



HOSPITAL ESSENTIAL

- 65% Polyester 35% Cotton 180gsm
- V-neck top, set-in sleeves, side vents, size identify colour loop sewn next to main label
- 4SRT Unisex features chest pocket with pen insert
- 4 lower pockets, key loop above lower pocket opening, reinforced pocketed openings

4SRT -Available Sizes

ADULTS SIZES	XS	S	M	L	XL	2XL	3XL	4XL	5XL
CHEST CM	55.5	58	60.5	63	65.5	68	70.5	73	75.5
SP LENGTH	69.5	71	72.5	74	75.5	77	78.5	79.5	80.5

classic fit

4SRT1 - Available Sizes

LADIES SIZES	6	8	10	12	14	16	18	20	22	24
BUST CM	48.5	51	53.5	56	58.5	61	63.5	66	68.5	71
SP LENGTH	66.5	68	69.5	71	72.5	74	75.5	77	78.5	80

classic fit

4SRP Unisex 4SRP1 Ladies

SCRUBS PANT

These classic fit professional care scrubs are designed to add comfort to your day with multiple added features and the ability to be laundered industrially.



Unisex

- GREEN
- LT BLUE
- NAVY
- PINK
LADIES ONLY
- ROYAL



Ladies

HOSPITAL GRADE

- 65% Polyester 35% Cotton 180gsm
- Coloured drawcord for easy size identification
- 4SRP Unisex features 2 front pockets with hidden coin pocket and key loop, 4 cargo pockets with pen insert, reinforced pocket openings and fully elasticated waist with draw cord
- 4SRP1 Ladies features 2 front pockets with hidden coin pocket, 1 back hip pocket and key loop, flat front and elasticated back waistband with draw cord

4SRP1 - Available Sizes

LADIES SIZES	6	8	10	12	14	16	18	20	22	24
1/2 WAIST CM	35.5	38	40.5	43	45.5	48	50.5	53	55.5	58
1/2 WAIST STRETCHED	51.5	53	54.5	56	57.5	59	60.5	62	63.5	65
INNER LEG CM	73.5	75	76.5	78	79.5	80.5	81.5	82	82.5	83

classic fit

4SRP - Available Sizes

ADULTS SIZES	XS	S	M	L	XL	2XL	3XL	4XL	5XL
1/2 WAIST CM	33	35	37	39	40	41	42	43	44
1/2 WAIST STRETCHED	47.5	50	52.5	55	57	59	61	63	65
INNER LEG CM	72	74	76	79	81	83	84	85	86

classic fit

4PK Short Sleeve

KIDS POPLIN SHIRT

This easy-to-wear shirt features clean lines for a polished look.



LT BLUE



WHITE



CLASSIC SCHOOL STYLE

- 65% Polyester for durability, and 35% Cotton Poplin for comfort
- 2-piece collar and collar stand
- Chest pocket
- Double back yoke with two inverted pleats
- Curved hem with traditional back tail
- Easy care fabric
- Individually packed in JB's logo bag with fit measurement guide

4PK - Kids Available Sizes

classic fit

KIDS SIZES	4	6	8	10	12	14
CHEST CM	40	43	46	49	52	55
CB LENGTH CM	57	61	65	69	73	77
COLLAR CM	32	33	34	35	36	37

4PK Long Sleeve

KIDS POPLIN SHIRT

A perfect everyday wear shirt for school, cut to a classic fit.



LT BLUE



WHITE

SCHOOL STYLING

- 65% Polyester for durability, and 35% Cotton Poplin for comfort
- 2-piece collar and collar stand
- Chest pocket
- Double back yoke with two inverted pleats
- Curved hem with traditional back tail
- Easy care fabric
- Individually packed in JB's logo bag with fit measurement guide

4PK - Kids Available Sizes

KIDS SIZES	4	6	8	10	12	14
CHEST CM	40	43	46	49	52	55
CB LENGTH CM	57	61	65	69	73	77
COLLAR CM	32	33	34	35	36	37

classic fit



WE'VE done
YOUR HOMEWORK
FOR YOU

- 1 3KJ KIDS JUMPER / BOTTLE
PAGE 233
- 2 4KFC BOYS FLAT COLLARED SHIRT / WHITE
PAGE 235
- 3 4PK KIDS POPLIN SHIRT / LIGHT BLUE
PAGE 230
- 4 4KB GIRLS SCHOOL BLOUSE / WHITE
PAGE 234
- 5 7WUZP WARM UP ZIP PANTS / ROYAL
PAGE 513
- 6 6HVSU KIDS HI VIS SAFETY VEST / LIME
PAGE 385

3KJ

KIDS KNITTED JUMPER

Classic fit, this comfy Wool blend jumper will fit over shirts and dresses for easy, everyday warmth.

233

JB's wear

CORPORATE WEAR



BOTTLE

NAVY

PERFECT FOR SCHOOL

- 50% Wool for warmth, and 50% Acrylic for easy care
- Full needle 12 gauge
- Fully fashioned and linked
- Set-in sleeves

3KJ - Kids Available Sizes

classic fit

KIDS SIZES	4	6	8	10	12	14
CHEST CM	33	36	39	42.5	46	49.5
SP LENGTH CM	43	47	51	55	59	63

JB's
School
Wear

4KB

GIRLS SCHOOL BLOUSE

Perfect for school uniforms, a classic fit shirt to accommodate growing bodies..



WHITE

TAILORED SCHOOL BLOUSE

- 65% Polyester 35% Cotton Poplin
- Traditional 2 piece collar and fold placket
- Double back yoke with 2 inverted pleats
- One reinforced front chest pocket
- Easy care fabric
- Straight hem with side splits
- 2 front princess lines
- Individually packed in JB's logo bag with fit measurement guide

4KB - Available Sizes

classic fit

GIRLS SIZES	8	10	12	14	16	18	20	22	24
CHEST CM	43.5	45.5	47.5	49.5	51.5	53.5	55.5	57.5	59.5
CB LENGTH CM	56	59	62	64	66	68	70	72	74

4KFC

BOYS FLAT COLLAR SHIRT

Perfect for school uniforms, this classic fit shirt has customary features to keep everyone happy.



WHITE

ESSENTIAL SCHOOL SHIRT

- 65% Polyester 35% Cotton Poplin
- Classic fit with flat collar
- Reinforced front chest pocket
- Straight hem with side splits
- Easy care fabric
- Individually packed in JB's logo bag with fit measurement guide.

4KFC - Available Sizes

classic fit

KIDS SIZES	4	6	8	10	12	14	S	M	L	XL	2XL
CHEST CM	40	43	46	49	52	55	58	60.5	63	65.5	68
CB LENGTH CM	52	56	60	64	67	70	72	74	76	78	80