

TAILORED TO SUIT YOU

JB's wear Corporate 





COTTON/COTTON
MADE IN CHINA

/COTTON/
ANE
CHINA

JB's wear
www.jbwear.com

CORPORATE WEAR INDEX

257



3KJ Kids Jumper

NEW!
228



4BCT1 Ladies Better Fit
Classic Trousers

NEW!
228



4BUT1 Ladies Better Fit
Urban Trousers

NEW!
228



4BST1 Ladies Better Fit
Slim Trousers

244



4CFL, 4CLS, 4CUL L/S
Cotton Chambray Shirt

244



4CFS, 4CSS, 4CUS S/S
Cotton Chambray Shirt

224



4CHP Chino Pant

225



4CHS Chino Short

243



4FC L/S Fine
Chambray Shirt

243



4FCSS S/S Fine
Chambray Shirt

241



4IC L/S Indigo Shirt

241



4ICS S/S Indigo Shirt

260



4KB Girls School Blouse

261



4KFC Boys Flat
Collar Shirt

227



4LCP Ladies
Corporate Pant

246



4LF3 Ladies 3/4
Fitted Shirt

240



4LIC Ladies L/S
Indigo Shirt

240



4LICS Ladies S/S
Indigo Shirt

240



4LICT Ladies 3/4
Indigo Tee

231



4LS Ladies S/S
Poplin Shirt

TAILORED TO SUIT YOU



231

4LS Ladies L/S Poplin Shirt



NEW!
242

4LSL Ladies L/S Fine Chambray Shirt



NEW!
242

4LSLS Ladies S/S Fine Chambray Shirt



NEW!
242

4LSLT Ladies 3/4 Fine Chambray Shirt



247

4M Podium Moto Shirt



226

4MCT Adjuster Trouser



NEW!
219

4NMJ Mech Stretch Suit Jacket



NEW!
218

4NMJ1 Ladies Mech Stretch Suit Jacket



NEW!
222

4NMLS Ladies Mech Stretch Long Skirt



NEW!
223

4NMSS Ladies Mech Stretch Short Skirt



220

4NMT Mech Stretch Trousers



221

4NMT1 Ladies Mech Stretch Trousers



245

4OS L/S Oxford Shirt



245

4OSX S/S Oxford Shirt




234

4P L/S Poplin Shirt



234

4P S/S Poplin Shirt



236

4P3S1 Ladies 3/4 Polyester Shirt



230

4PEP1 Ladies Polyester EW Pant



258

4PK Kids S/S Poplin Shirt

CONTINUED

CORPORATE WEAR INDEX

259



4PK L/S Kids Poplin Shirt

233




4PLUS3 Ladies 3/4 Urban Poplin Shirt

233



4PLUL Ladies L/S Urban Poplin Shirt

233




4PLUS Ladies S/S Urban Poplin Shirt

235




4PSCL Classic L/S Poplin Shirt

235



4PSCS Classic S/S Poplin Shirt

236



4PSS1 Ladies S/S Polyester Shirt

232



4PUL Urban L/S Poplin Shirt

232



4PUS Urban S/S Poplin Shirt

262




4SP School Pant

255



4SRP Unisex Scrubs Pants

255



4SRP1 Ladies Scrubs Pants

254



4SRT Unisex Scrubs Top

254



4SRT1 Ladies Scrubs Top

263




4SS Kids School Short

237



4YLS L/S Yarn Dyed Check Shirt

237



4YSS S/S Yarn Dyed Check Shirt

NEW!
239



6E S/S Epaulette Shirt

NEW!
239



6E L/S Epaulette Shirt

NEW!
248



6EJ Epaulette Jumper

TAILORED TO SUIT YOU



6ESL1 Ladies L/S Epaulette Shirt




6ESS1 Ladies S/S Epaulette Shirt



6J Knitted Jumper



6J1 Ladies Knitted Jumper



6LC Ladies Knitted Cardigan



6V Knitted Vest



6V1 Ladies Knitted Vest

SUIT YOUR STYLE

These elegant essentials work together to add a professional polish



1 4NMT1 LADIES PANT / NAVY
PAGE 221

2 4LF3 LADIES SHIRT / WHITE
PAGE 246

3 6V1 LADIES VEST / NAVY
PAGE 252

4 4NMLS LADIES SKIRT / BLACK
PAGE 222

5 6LC LADIES CARDIGAN / BLACK
PAGE 249

6 4P3S1 LADIES 3/4 POLYESTER SHIRT /
ROYAL PAGE 236

BOARDROOM READY

Easy sophistication and classic cuts that command respect



7 4NMJ BLAZER / NAVY
PAGE 219

8 4PUL POPLIN SHIRT / WHITE
PAGE 232

9 4MCT TROUSERS / NAVY
PAGE 226

10 5TBO BOW TIE / BLACK
PAGE 300

11 5TBT TIE / BLACK
PAGE 301

12 4FC FINE CHAMBRAY L/S SHIRT / BLUE
PAGE 243

4NMJ1

LADIES MECH STRETCH SUIT JACKET

A corporate wardrobe essential in a modern silhouette for a professional style.



STYLISH FIT

- 100% polyester mechanic stretch fabric
- 180gsm with anti-static
- Fully lined with 210T taffeta
- Two front hand pocket
- mid length Jacket with 1-button closure
- Easy care fabric

BLACK

NAVY

4NMJ1 - Ladies Available Sizes

LADIES SIZES	6	8	10	12	14	16	18	20	22	24	26
BUST CM	42	44.5	47	49.5	52	54.5	58	60.5	63	65.5	68
SP LENGTH CM	62	63	64	65	66	66	67	67	68	69	69

URBAN FIT

**NEW
STYLE**

4NMJ

MECH STRETCH SUIT JACKET

No corporate wardrobe is complete without a great jacket.



BLACK

NAVY

4NMJ - Available Sizes

URBAN FIT

ADULTS SIZES	36-92	38-97	40-102	42-107	44-112	46-117	48-122
CHEST CM	50	52.5	55	57.5	60	62.5	65
SP LENGTH CM	76	77	78	79	80	81	82

TRADITIONAL TAILORING

- 100% polyester mechanic stretch fabric
- 180gsm with anti-static
- Fully lined with 210T taffeta
- Two front hand pocket
- Three internal welt pocket on left hand side; One on right hand side
- mid length Jacket with 2-button closure
- Easy care fabric

4NMT

MECH STRETCH TROUSER

Dress these comfortable classic fit stretch fabric trousers up or down with your favourite shirt for work or weekend wear.



BLACK

NAVY

STYLISH FIT

- 100% Polyester mechanical stretch fabric
- Constructed adjustable waist with belt loops
- Two front slant pockets, one patch pocket at WRH inside pocket bag and back jet pocket
- Large turn up at hem for length adjustment
- Fully tailored styling to allow for further alteration

4NMT - Regular Waist

classic fit

ADULT SIZES	77R	82R	87R	92R	97R	102R	107R
WAIST STRETCHED	87	92	97	102	107	112	117
INNER LEG CM	80	81	82	83	84	85	86

4NMT - Stout Waist

classic fit

ADULT SIZES	87S	92S	97S	102S	107S	112S	117S	122S	127S	132S
WAIST STRETCHED	97	102	107	112	117	122	127	132	137	142
INNER LEG CM	77	78	79	80	81	82	83	84	85	86

4NMT1



LADIES MECH STRETCH TROUSER

Matching the mens trouser, this ladies version are a comfortable classic fit, dress up or down.



STYLISH FIT

- 100% Polyester mechanical stretch fabric
- Constructed adjustable waist with belt loops
- Two front slant pockets and one patch pocket at WRH inside pocket bag
- Large turn up at hem for length adjustment
- Fully tailored styling to allow for further alteration
- Utility (key chain) belt loop at right pocket side seam
- Size 18+ have elastic inserts at side seam



4NMT1 - Ladies Available Sizes

LADIES SIZES	8	10	12	14	16	18	20	22	24
WAIST CM	73	81	86	91	96	94	100	106	112
WAIST STRETCHED	-	-	-	-	-	106	112	118	124
INNER LEG CM	78.5	79	79.5	80	80.5	81	81.5	82	82.5

classic fit

4NMLS

LADIES MECH STRETCH LONG SKIRT

A flattering shape for everyday style, this urban fit knee-length skirt is a versatile choice for your professional wardrobe



EASY ELEGANCE

- 100% Polyester mechanical stretch fabric
- Full lined with 210T Polyester Taffeta
- Constructed waist
- Back zip opening with hook & eye closure
- Slit back for easy moveability
- Two front welt pockets
- Size 18+ have elastic inserts at side seam

BLACK

NAVY

NEW

4NMLS - Ladies Available Sizes

URBAN FIT

LADIES SIZES	8	10	12	14	16	18	20	22	24
1/2 WAIST CM	35.5	38	40.5	43	45.5	48	49.5	52	54.5
1/2 WAIST STRETCH	-	-	-	-	-	54	55.5	58	60.5
LENGTH INC WB	59	60	61	62	63	63	63	64	64

**NEW
COLOUR**

4NMSS


LADIES MECH STRETCH SHORT SKIRT

A versatile Urban Fit choice to add with your professional wardrobe.



VERSATILE ELEGANCE

- 100% Polyester mechanical stretch fabric
- Full lined with 210T Polyester Taffeta
- Constructed waist
- Back zip opening with hook & eye closure
- Slit back for easy moveability
- Two front welt pockets



4NMSS - Ladies Available Sizes **URBAN FIT**

LADIES SIZES	6	8	10	12	14	16
1/2 WAIST CM	33	35.5	38	40.5	43	45.5
LENGTH INC WB	45	46	47	48	49.5	51

NEW COLOUR

4CHP

CHINO PANT

Classic fit styled chino
for everyday comfort.



CLASSIC FIT

- 65% Polyester for durability, 35% Cotton for comfort
- 270gsm Twill fabric
- Constructed waistband with 6 belt loops
- 2 front slant pockets and 2 hip welt pockets, one coin pocket under waistband
- Bar tack at all pressure points for strength

4CHP - Available Sizes

ADULT SIZES	77	82	87	92	97	102	107	112	117	122	127	132
INNER LEG CM	78	80	82	82	84	84	84	84	84	84	84	84

classic fit

BLACK

NAVY

4CHS


CHINO SHORT

Everyday comfort and style
cut to a classic fit




CLASSIC COMFORT

- 65% Polyester for durability, 35% Cotton for comfort.
- 270gsm Twill fabric
- Constructed waistband with 6 belt loops
- 2 front slant pockets and 2 hip welt pockets, one coin pocket under waistband
- Bar tack at all pressure points for strength



BLACK



NAVY

4CHS - Available Sizes

ADULT SIZES	77	82	87	92	97	102	107	112	117	122	127	132
INNER LEG CM	23	23	23	23	23	23	24	24	24	24	24	24

classic fit

4MCT

CORPORATE (ADJUST) TROUSER

Relaxed straight leg, classic fit trousers are a wardrobe staple, worn with an open collar shirt or blazer and tie to suit the occasion.



TRADITIONAL TROUSERS

- 65% Polyester for durability, and 35% Viscose Gabardine
- Constructed adjustable waist with belt loops
- Fully tailored styling to allow for alteration
- Two front slant pockets and two back welt pockets
- Large turn up at hem for length adjustment
- Front flat
- Easy care fabric


BLACK

CHARCOAL

NAVY

4MCT - Regular Waist

classic fit

ADULT SIZES	67R	72R	77R	82R	87R	92R	97R	102R	107R	112R
WAIST STRETCHED	77	82	87	92	97	102	107	112	117	122
INNER LEG CM	78	79	80	81	82	83	84	85	86	87

4MCT - Stout Waist


classic fit

ADULT SIZES	87S	92S	97S	102S	107S	112S	117S	122S	127S	132S
WAIST STRETCHED	97	102	107	112	117	122	127	132	137	142
INNER LEG CM	77	78	79	80	81	82	83	84	85	86


4LCP

LADIES CORPORATE PANT

A corporate wardrobe staple, these urban fit straight leg trousers can be dressed up or down to suit any office.



BLACK



NAVY

SLEEK SILHOUETTE

- 65% Polyester for durability, and 35% Viscose Gabardine
- Mid-waist fit with front button closure and constructed waist with belt loops
- Two front slant pockets and one welt pocket at back hip
- Size 18+ have elastic inserts at side seam
- Large turn up at hem for length adjustment
- Fully tailored styling to allow for further alteration
- Easy care fabric

4LCP - Ladies Available Sizes

LADIES SIZES	8	10	12	14	16	18	20	22
WAIST CM	73	78	83	88	93	90	95	100
INNER LEG CM	78.5	79	79.5	80	80.5	81	81.5	82
WAIST STRETCHED	-	-	-	-	-	102	107	112

URBAN FIT

4BST1, 4BUT1, 4BCT1

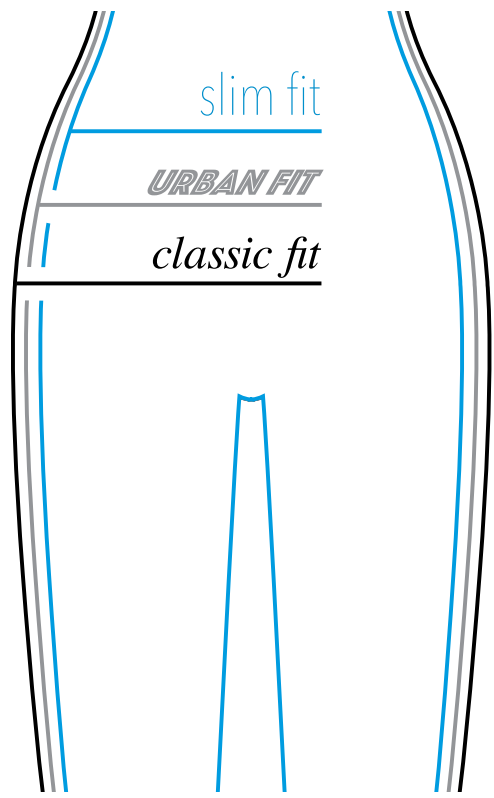
LADIES BETTER FIT TROUSER

A classic mechanical stretch ladies trouser.



- 100% polyester mechanic stretch weave fabric
- 180gsm with anti-static
- Two front welt pocket, one mock hip welt pocket
- 5cm wide turn up hem with blind stitch for easy adjustment
- Size 18 - 26 with elastic at side of waistband (classic fit only)

BLACK**NAVY****NEW
STYLE**



slim fit shown

A FIT RIGHT FOR YOU

4BST1 - Available Sizes

LADIES SIZES	4	6	8	10	12	14	16
1/2 WAIST	31.5	34	36.5	39	41.5	44	46.5
1/2 HIP	43	45.5	48	50.5	53	55.5	58
INNER LEG CM	76.5	77	77.5	78	78.5	79	79.5

slim fit

4BUT1 - Available sizes

LADIES SIZES	8	10	12	14	16	18	20
1/2 WAIST	38	40.5	43	45.5	48	50.5	53
1/2 HIP	49	51.5	54	56.5	59	62.5	65
INNER LEG CM	78.5	79	79.5	80	80.5	82.5	83

URBAN FIT

4BCT1 - Available sizes


LADIES SIZES	10	12	14	16	18	20	22	24	26
1/2 WAIST STRETCHED					53.5	56	58.5	61	63.5
1/2 WAIST RELAXED	41.5	44	46.5	49	47.5	50	52.5	55	57.5
1/2 HIP CM	78.5	79	79.5	80	81	81.5	82	81	80
INNER LEG CM	52.5	55	57.5	60	63.5	66	68.5	71	73.5

classic fit


4PEP1

LADIES POLYESTER E.W. PANT

For everyday comfort and style, this classic fit mechanical stretch fabric pant is a must.



BLACK



NAVY

EVERYDAY
COMFORT

- Classic fit
- 100% Polyester mechanical stretch fabric
- Fully elasticated waistband with belt loops
- Two front slant pockets
- Large turn up at hem for length adjustment
- Utility (key chain) belt loop at right pocket side seam

4PEP1 - Available Sizes

classic fit

LADIES SIZES	8	10	12	14	16	18	20	22	24	26
WAIST	65	70	75	80	85	90	95	100	105	110
WAIST STRETCHED	96	101	106	111	116	121	126	131	136	141
INNER LEG	78.5	79	79.5	80	80.5	81	81.5	82	82.5	83

4LS Short Sleeve, Long Sleeve

LADIES POPLIN SHIRT

Matching the mens, this ladies version is a perfect addition to your corporate wardrobe, Classic fit, style and comfort.



BLACK
LONG SLEEVE
ONLY

WHITE

CLASSIC COMFORT

- 65% Polyester for durability, 35% Cotton for comfort
- Two piece collar and collar stand
- Reinforced chest pocket
- Straight hem with side splits – longer length
- Individually packed with JB's logo bag with fit measurement guide

4LS - Available Sizes

LADIES SIZES	8	10	12	14	16	18	20	22
BUST CM	49.5	52	54.5	57	60.5	63.5	67	70.5
CB LENGTH	67	69	71	73	73	74	74	75

classic fit

4PUS Short Sleeve, 4PUL Long Sleeve

URBAN POPLIN SHIRT

Perfect for everyday corporate and team wear, this tailored shirt is cut to an urban fit and contains Elastane for stretch and comfort.



EASY TO WEAR CORPORATE SHIRT

- Solid colour: Polyester/Cotton/Elastane
- Yarn dyed stripe: Cotton/Polyester/Elastane
- 2-piece collar and collar stays
- CF button opening
- Front chest pocket
- Double back yoke with two pleats
- Curved hem
- Set-in sleeves; long sleeves with 2-button adjustable cuffs
- Individually packed in JB's logo bag with fit measurement guide



4PUS / 4PUL - Available Sizes

URBAN FIT

ADULTS SIZES	S	M	L	XL	2XL	3XL	4XL	5XL
CHEST CM	53	55	57	61	64	68	72	76
CB LENGTH	78	79.5	81	82.5	84	85.5	87	88.5
COLLAR CM	38	40	42	44	46	49	51	54


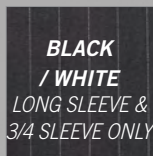
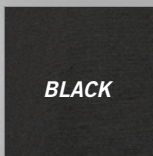
4PLU3 3/4 Sleeve, 4PLUL Long Sleeve 4PLUS Short Sleeve

LADIES URBAN POPLIN SHIRT

Perfect for everyday corporate and team wear, this tailored shirt is cut to an urban fit and finished with bust and waist darts for shaping.



- Solid colour: Polyester/Cotton/Elastane
- Yarn dyed stripe: Cotton/Polyester/Elastane
- Contains Elastane for stretch and comfort
- 2-piece collar
- CF button opening
- Curved hem
- Set-in sleeves; long sleeves with button cuffs
- Individually packed in JB's logo bag with fit measurement guide



4PUL3 / 4PLUL / 4PLUS - Available Sizes

URBAN FIT

LADIES SIZES	6	8	10	12	14	16	18	20	22	24
BUST CM	44.5	47	49.5	52	54.5	58	61	64.5	68	71
CB LENGTH	62.5	64	65.5	67	68.5	70	71.5	72.5	73.5	74.5

4P Short Sleeve, 4P Long Sleeve

POPLIN SHIRT

From conference to classroom, this easy-to-wear shirt features clean lines for a polished look.



CLASSIC EVERYDAY COMFORT

- 65% Polyester for durability, and 35% Cotton Poplin for comfort
- Original fit
- 2-piece collar and collar stand
- Chest pocket
- Double back yoke with two inverted pleats
- Curved hem with traditional back tail
- Easy care fabric
- Individually packed in JB's logo bag with fit measurement guide

BLACK

LT BLUE

WHITE

4P - Available Sizes

ORIGINAL FIT

ADULTS SIZES	S	M	L	XL	2XL	3XL	4XL	5XL
CHEST CM	57.5	60	62.5	65	68	71	74.5	78.5
CB LENGTH	81	83	85	86	87	88	89	90
COLLAR CM	38	40	41.5	43	45	47	49	51

4PSCL Long Sleeve 4PSCS Short Sleeve

CLASSIC POPLIN SHIRT

Our classic fit Poplin shirt is an excellent addition to your corporate wardrobe.

**BLACK****LT BLUE****WHITE****4PSCL / 4PSCS - Available Sizes**

ADULTS SIZES	S	M	L	XL	2XL	3XL	4XL	5XL
CHEST CM	55	57	59	63	66	70	74	78
CB LENGTH	78	79.5	81	82.5	84	85.5	87	88.5
COLLAR CM	38	40	42	44	46	49	51	54

classic fit

WEAR IT WELL

- 65% Polyester for durability, and 35% Cotton Poplin for comfort
- 2-piece collar and collar stays
- CF button opening
- Front chest pocket
- Double back yoke with two pleats
- Curved hem
- Set-in sleeves; long sleeves with 2-button adjustable cuffs
- Individually packed in JB's logo bag with fit measurement guide

4PSS1 Short Sleeve, 4P3S1 3/4 Sleeve

LADIES POLYESTER SHIRT

This everyday, breathable, Polyester, stylish shirt will give you the comfort you need to complete your day. Classic fit with a flattering design.



BREATHABLE COMFORT

- 100% Polyester for durability
- Moisture wicked Yarn for quick drying
- Bust and waist darts for shaping
- Set-in sleeves with curved hem
- 2-piece collar
- Easy care fabric
- Individually packed in JB's logo bag with fit measurement guide

CHARCOAL

CHERRY

LT BLUE

ROYAL

TEAL

4PSS1 / 4P3S1 - Available Sizes

LADIES SIZES	6	8	10	12	14	16	18	20	22	24	26
BUST CM	44.5	47	49.5	52	54.5	58	61	64.5	68	71	74
SP LENGTH CM	61	62.5	64	65.5	67	68.5	70	71.5	72.5	73.5	74.5

classic fit

4YSS Short Sleeve, 4YLS Long Sleeve

YARN DYED CHECK SHIRT

Stylish fine Yarn dye with check design, giving that professional edge. Classic fit available in S/S and L/S.



CLASSIC CHECK STYLE

- 65% Polyester for durability and 35% Cotton for comfort
- Yarn dyed
- Curved hem with 2-piece collar
- Set-in sleeves
- Easy care fabric
- Chest pocket
- Individually packed in JB's logo bag with fit measurement guide



CHARCOAL



LT BLUE



ROYAL

4YSS / 4YLS Adults Available Sizes

classic fit

ADULTS SIZES	S	M	L	XL	2XL	3XL	4XL	5XL
CHEST CM	55	57	59	63	66	70	74	78
SP LENGTH	78	79.5	81	82.5	84	85.5	87	88.5
COLLAR CM	38.5	40.5	43	44.5	46.5	49.5	51.5	54.5

6ESS1 Short Sleeve 6ELS1 Long Sleeve

LADIES EPAULETTE SHIRT

Matching the mens, tailored details lend authenticity to this urban fit shirt.



PROFESSIONAL WEAR

- 65% polyester for durability 35% cotton for comfort
- 2 piece collar with collar stays
- button down epaulette on both shoulders
- Two reinforced chest pockets with button down flap, one with pen inserts
- curved hem
- 2 needle lap seam for improved durability
- easy care fabric
- Long sleeve traditional adjustable button cuffs and placket
- Individually packed in JB's logo bag with fit measurement guide

6ESS1/6ELS1 - Available Sizes

LADIES SIZES	8	10	12	14	16	18	20	22	24
CB LENGTH	64	65.5	67	68.5	70	71.5	72.5	73.5	74.5
BUST CM	47	49.5	52	54.5	58	61	64.5	68	71.5

URBAN FIT

BLACK

BLUE

WHITE

**NEW
STYLE**

6E Short Sleeve, 6E Long Sleeve

EPAULETTE SHIRT

Tailored details lend authenticity to this original fit work shirt.



TRUE PROFESSIONAL WEAR

- 65% Polyester for durability, and 35% Cotton for comfort
- 2-piece collar with collar stays
- Button-down epaulette on both shoulders
- Two reinforced chest pockets with button-down flap, one with pen inserts
- Curved hem with traditional back tail styling
- 2-needle lap seam for improved durability
- Easy care fabric
- Long sleeve traditional adjustable button cuffs and placket
- Individually packed in JB's logo bag with fit measurement guide

BLACK

NEW

BLUE

WHITE

6E - Available Sizes

ORIGINAL FIT

ADULTS SIZES	XS	S	M	L	XL	2XL	3XL	4XL	5XL	7XL
CHEST CM	55	57.5	60	62.5	65	68	71	74.5	77.5	83.5
CB LENGTH	79	81	83	85	86	87	88	89	90	92
COLLAR CM	36	38	40	41.5	43	45	47	49	50	52

**NEW
COLOUR**

4LIC Long Sleeve, 4LICT 3/4 Sleeve, 4LICS Short Sleeve

LADIES INDIGO SHIRT

Matching the men's this ladies version is a classic fit, cotton rich shirt perfect for the office workplace.



- 55% Cotton for comfort, and 45% Polyester for durability
- Contrast tortoise shell buttons
- Reinforced chest pocket
- Straight hem with side splits
- Individually packed in JB's logo bag with fit measurement guide

INDIGO

4LIC / 4LICT / 4LICS - Available Sizes

classic fit

LADIES SIZES	6	8	10	12	14	16	18	20	22	24
BUST CM	47	49.5	52	54.5	57	60.5	63.5	67	70.5	73.5
CB LENGTH	65	67	69	71	73	73	74	74	75	75

4ICS Short Sleeve, 4IC Long Sleeve

INDIGO SHIRT

A great choice for workplace uniforms, this original fit shirt is made from indigo dyed fabric for a distinguished look.



TEAM TAILORING

- 55% Cotton for comfort, and 45% Polyester for durability
- Contrast tortoise shell buttons
- Reinforced chest pocket with pen insert
- Traditional button collar, cuffs and placket, and double back yoke with centre box pleat and hanger loop
- Individually packed in JB's logo bag with fit measurement guide

4ICS / 4IC - Available Sizes

ORIGINAL FIT

ADULTS SIZES	S	M	L	XL	2XL	3XL	4XL	5XL
CHEST CM	57.5	60	62.5	65	68	71	74.5	78.5
CB LENGTH	81	83	85	86	87	88	89	90
COLLAR CM	38	40	41.5	43	45	47	49	51

4LSL Long Sleeve, 4LSLT 3/4 Sleeve, 4LSLS Short Sleeve

LADIES FINE CHAMBRAY SHIRT

Style comes easily with this classic fit chambray shirt.



- 55% Cotton for comfort, and 45% Polyester for durability
- Cotton rich fine chambray fabric
- Chest pocket
- Relaxed collar, two inverted back pleats, straight hem with side splits
- Easy care fabric
- Individually packed in JB's logo bag with fit measurement guide
- ^Charcoal chambray only available in 4LSLS short sleeve and 4LSLT 3/4 Sleeve

CHARCOAL
CHAMBRAY[^]

LT BLUE
CHAMBRAY

4LSL / 4LSLT / 4LSLS - Available Sizes

classic fit

LADIES SIZES	6	8	10	12	14	16	18	20	22	24
BUST CM	47	49.5	52	54.5	57	60.5	63.5	67	70.5	73.5
CB LENGTH	65	67	69	71	73	73	74	74	75	75

NEW

NEW
SIZE

4FC Long Sleeve 4FCSS Short Sleeve

FINE CHAMBRAY SHIRT

Original fit classic and stylish
Chambray shirt.



**CHARCOAL
CHAMBRAY**

**LT BLUE
CHAMBRAY**

RELAXED CORPORATE WEAR

- 55% Cotton for comfort, and 45% Polyester for durability
- Cotton rich fine chambray fabric
- 2-piece button-down collar, centre back box pleats and hanger loop, and chest pen holder reinforced at edges
- Easy care fabric
- Chest pocket

4FC / 4FCSS - Available Sizes

ORIGINAL FIT

ADULTS SIZES	S	M	L	XL	2XL	3XL	4XL	5XL
CHEST CM	57.5	60	62.5	65	68	71	74.5	78.5
CB LENGTH	81	83	85	86	87	88	89	90
COLLAR CM	38	40	41.5	43	45	47	49	51

4CFS 4CSS 4CUS Short Sleeve, 4CFL 4CLS 4CUL Long Sleeve

COTTON CHAMBRAY SHIRT

Classic and stylish, this original fit shirt is made from 100% Cotton for 100% comfort.



TAILORED FOR COMFORT

- 100% Cotton for 100% comfort
- 2-piece button-down collar
- Contrast tortoise shell buttons
- Two reinforced chest pockets, one with pen holder
- Double back yoke with centre box pleat and hanger loop
- Curved hem with traditional back tail styling
- 2-needle lap seam for improved durability
- Individually packed in JB's logo bag with fit measurement guide



4CFS / 4CSS / 4CUS - Available Sizes ORIGINAL FIT

ADULTS SIZES	S	M	L	XL	2XL	3XL	4XL
CHEST CM	57.5	60	62.5	65	68	71	74.5
CB LENGTH	81	83	85	86	87	88	89
COLLAR CM	38	40	41.5	43	45	47	49

4CFL / 4CLS / 4CUL - Available Sizes ORIGINAL FIT

ADULTS SIZES	S	M	L	XL	2XL	3XL	4XL
CHEST CM	57.5	60	62.5	65	68	71	74.5
CB LENGTH	81	83	85	86	87	88	89
COLLAR CM	38	40	41.5	43	45	47	49

40SX Short Sleeve, 40S Long Sleeve

OXFORD SHIRT

A traditionally styled original fit Oxford dress shirt for a polished, professional look.



LT BLUE



WHITE

40SX / 40S - Available Sizes

ORIGINAL FIT

ADULTS SIZES	S	M	L	XL	2XL	3XL	4XL
CHEST CM	57.5	60	62.5	65	68	71	74.5
CB LENGTH	81	83	85	86	87	88	89
COLLAR CM	38	40	41.5	43	45	47	49

TRUE PROFESSIONAL WEAR

- 65% Polyester for durability, and 35% Cotton for comfort
- Oxford weave fabric
- 2-piece button-down collar
- Chest pocket with pen holder
- Double layer back yoke with centre box pleat and hanger loop
- Curved hem with traditional back tail styling
- Easy care fabric
- Individually packed in JB's logo bag with fit measurement guide

4LF3

LADIES 3/4 FITTED SHIRT

A staple for the modern woman, this classic three-quarter sleeve shirt has slim fit styling to flatter your shape.



CLEAN LINES, CRISP STYLE

- 97% Cotton Poplin for comfort, and 3% Elastane for stretch
- Bust and waist darts
- Fold placket with relaxed collar
- Three-quarter sleeves with wide cuffs
- Curved hem with side splits
- Individually packed in JB's logo bag with fit measurement guide

BLACK
WHITE

4LF3 - Ladies Available Sizes

LADIES SIZES	8	10	12	14	16	18	20	22
BUST CM	46	48	51	54	56.5	59.5	63	67
CB LENGTH	60.5	62.5	64.5	66.5	68.5	70.5	71.5	72.5

slim fit



4M

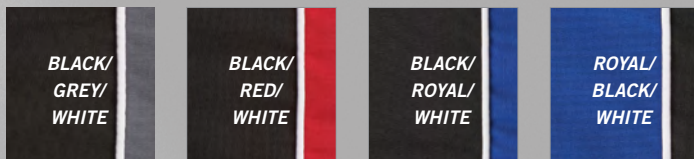
PODIUM MOTO SHIRT

Gain a professional edge with this classic fit work shirt, featuring contrast shoulder panels with piping.



PIT CREW STYLING

- 65% Polyester for durability, and 35% Cotton for comfort
- 2-piece button-down collar
- Full button concealed placket
- Chest pocket with pen holder
- Straight hem with side splits
- Easy care fabric



4M - Adults Available Sizes ORIGINAL FIT

ADULTS SIZES	S	M	L	XL	2XL	3XL
CHEST CM	57	59.5	63	66	69.5	72.5
CB LENGTH	75	77	79	81	82	83
COLLAR CM	40	41.5	43	45	47	49

6EJ

KNITTED EPUALETTE JUMPER

Ideal for work, this V-neck classic fit sweater has plenty of practical features that also complete the look.



Custom Colours

Minimum 300pcs

HARDWORKING STYLE

- 50% Wool for warmth, and 50% Acrylic for easy care
- Woven epaulette with Velcro closure on both shoulders
- Woven elbow patches and two woven patch pen pockets on sleeves
- Full fashioned and linked
- Ribbed sleeve cuffs and basque

BLACK

NAVY

6EJ - Available Sizes

ADULTS SIZES	S	M	L	XL	2XL	3XL	4XL	5XL	7XL
CHEST CM	53	55.5	58	60.5	63	65.5	68	70.5	75.5
SP LENGTH	67	69	71	73	75	76	77	78	80

classic fit


NEW

**NEW
SIZE**

6LC

LADIES KNITTED CARDIGAN

A wardrobe essential, this stylish, classic fit cardigan is knitted from a soft wool blend and finished with an open V-neck and button down front.



BLACK



CHARCOAL



NAVY

WARMTH & STYLE

- 50% Wool for warmth, and 50% Acrylic for easy care
- Full needle 12 gauge
- Fully fashioned and linked

6LC - Available Sizes

classic fit

LADIES SIZES	8	10	12	14	16	18	20	22	24
BUST CM	46	48	50	52	54	56	58.5	61	63.5
CB LENGTH	55	57	59	61	62.5	64	65.5	67	68

Custom colours,
minimum 300.
Please refer to page 560 for
more information on how
we can customise
your apparel.

6J

KNITTED JUMPER

Everyone needs a reliable jumper for cooler days, and this stylish V-neck fits easily over a shirt, worn with or without a tie.



COOL WEATHER STAPLE

- 50% Wool for warmth, and 50% Acrylic for easy care
- Full needle 12 gauge
- Fully fashioned and linked
- Long sleeves with cuffs, and bottom basque
- Classic fit



BLACK




BOTTLE



CHARCOAL



MAROON



NAVY

6J - Available Sizes

classic fit

ADULTS SIZES	S	M	L	XL	2XL	3XL	4XL	5XL
CHEST CM	53	55.5	58	60.5	63	65.5	68	70.5
SP LENGTH	67	69	71	73	75	76	77	78

Custom colours,
minimum 300.
Please refer to page 500 for
more information on how
we can customise
your apparel.

6J1

42

LADIES KNITTED JUMPER


Matching the men's this ladies version is a V-neck style, Urban fit knitted jumper, perfect for the cooler months.



BLACK



CHARCOAL



NAVY

V-NECK STYLE

- 50% Wool for warmth, and 50% Acrylic for easy care
- Full needle 12 gauge
- Fully fashioned and linked
- Long sleeves with cuffs, and bottom basque
- Urban fit

6J1 - Available Sizes

URBAN FIT

LADIES SIZES	8	10	12	14	16	18	20	22	24
BUST CM	40.5	43	45.5	48	50.5	53	55.5	58	60.5
SP LENGTH	58.5	60	61.5	63	64.5	66	67.5	69	70.5

Custom colours,
minimum 300.
Please refer to page 560 for
more information on how
we can customise
your apparel.

6V1

LADIES KNITTED VEST

A comfortable classic fit V-neck vest to lend warmth and style to your professional outfit.



COMPLETE THE LOOK

- 50% Wool for warmth, and 50% Acrylic for easy care
- Full needle 12 gauge
- Fully fashioned and linked


BLACK

CHARCOAL

NAVY

6V1 - Available Sizes

classic fit

LADIES SIZES	8	10	12	14	16	18	20	22	24
BUST CM	38.5	41	43.5	46	48.5	51	53.5	56	58.5
SP LENGTH	55.5	57	58.5	60	61.5	63	64.5	66	67.5

6V

KNITTED VEST

Matching the Ladies, this mens version is a Classic cut V-neck, comfort and style vest.



BLACK

CHARCOAL

NAVY

THE LOOK

- 50% Wool for warmth, and 50% Acrylic for easy care
- Full needle 12 gauge
- Fully fashioned and linked

6V - Adults Available Sizes

classic fit

ADULTS SIZES	S	M	L	XL	2XL	3XL	4XL	5XL
CHEST CM	53	55.5	58	60.5	63	65.5	68	70.5
SP LENGTH	65	67	69	71	73	74	75	76

4SRT Unisex, 4SRT1 Ladies

SCRUBS TOP

These classic fit professional care scrubs are designed to add comfort to your day with multiple added features and the ability to be laundered industrially.



Ladies



Unisex

HOSPITAL ESSENTIAL

- / 65% Polyester 35% Cotton 180gsm
- / V-neck top, set-in sleeves, side vents, size identify colour loop sewn next to main label
- / 4SRT Unisex features chest pocket with pen insert
- / 4 lower pockets, key loop above lower pocket opening, reinforced pocketed openings

4SRT - Available Sizes

ADULTS SIZES	XS	S	M	L	XL	2XL	3XL	4XL	5XL
CHEST CM	55.5	58	60.5	63	65.5	68	70.5	73	75.5
SP LENGTH	69.5	71	72.5	74	75.5	77	78.5	79.5	80.5

classic fit

4SRT1 - Available Sizes

LADIES SIZES	6	8	10	12	14	16	18	20	22	24
BUST CM	48.5	51	53.5	56	58.5	61	63.5	66	68.5	71
SP LENGTH	66.5	68	69.5	71	72.5	74	75.5	77	78.5	80

classic fit

GREEN

LT BLUE

NAVY

PINK
LADIES ONLY

ROYAL

4SRP Unisex 4SRP1 Ladies
SCRUBS PANT

These classic fit professional care scrubs are designed to add comfort to your day with multiple added features and the ability to be laundered industrially.



- GREEN**
- LT BLUE**
- NAVY**
- PINK LADIES ONLY**
- ROYAL**

Unisex

HOSPITAL GRADE

Ladies

- 65% Polyester 35% Cotton 180gsm
- Coloured drawcord for easy size identification
- 4SRP Unisex features 2 front pockets with hidden coin pocket and key loop, 4 cargo pockets with pen insert, reinforced pocket openings and fully elasticated waist with drawcord
- 4SRP1 Ladies features 2 front pockets with hidden coin pocket, 1 back hip pocket and key loop Flat front and elasticated back waistband with draw cord

4SRP1 - Available Sizes

LADIES SIZES	6	8	10	12	14	16	18	20	22	24
WAIST CM	35.5	38	40.5	43	45.5	48	50.5	53	55.5	58
INNER LEG CM	73.5	75	76.5	78	79.5	80.5	81.5	82	82.5	83
1/2 WAIST STRETCHED	51.5	53	54.5	56	57.5	59	60.5	62	63.5	65

classic fit

4SRP -Available Sizes

ADULTS SIZES	XS	S	M	L	XL	2XL	3XL	4XL	5XL
WAIST CM	33	35	37	39	40	41	42	43	44
INNER LEG CM	72	75	78	81	83	85	86	87	88
1/2 WAIST STRETCHED	47.5	50	52.5	55	57	59	61	63	65

classic fit




WE'VE done
YOUR HOMEWORK
FOR YOU

- 1 3KJ KIDS JUMPER / MAROON
PAGE 257
- 2 4KFC BOYS FLAT COLLARED SHIRT / WHITE
PAGE 261
- 3 4PK KIDS POPLIN SHIRT / LIGHT BLUE
PAGE 258
- 4 4KB GIRLS SCHOOL BLOUSE / WHITE
PAGE 260
- 5 7KNS KIDS KNITTED SHORT / NAVY
PAGE 546
- 6 6HVSU KIDS HI VIS SAFETY VEST / LIME
PAGE 401

3KJ

KIDS KNITTED JUMPER

Classic fit, this comfy Wool blend jumper will fit over shirts and dresses for easy, everyday warmth.



BOTTLE

MAROON

NAVY

PERFECT FOR SCHOOL

- / 50% Wool for warmth, and 50% Acrylic for easy care
- / Full needle 12 gauge
- / Fully fashioned and linked
- / Set-in sleeves

3KJ - Kids Available Sizes

classic fit

KIDS SIZES	4	6	8	10	12	14
CHEST CM	33	36	39	42.5	46	49.5
SP LENGTH CM	43	47	51	55	59	63



4PK Short Sleeve

KIDS POPLIN SHIRT

This easy-to-wear shirt features clean lines for a polished look.



CLASSIC SCHOOL STYLE

- 65% Polyester for durability, and 35% Cotton Poplin for comfort
- 2-piece collar and collar stays
- Chest pocket
- Double back yoke with two inverted pleats
- Curved hem with traditional back tail
- Easy care fabric
- Individually packed in JB's logo bag with fit measurement guide


LT BLUE

WHITE

4PK - Kids Available Sizes

classic fit

KIDS SIZES	4	6	8	10	12	14
CHEST CM	40	43	46	49	52	55
CB LENGTH CM	57	61	65	69	73	77
COLLAR CM	32	33	34	35	36	37

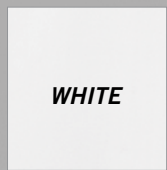
4PK Long Sleeve

KIDS POPLIN SHIRT

A perfect everyday wear shirt for school, cut to a classic fit.



LT BLUE



WHITE

SCHOOL STYLING

- 65% Polyester for durability, and 35% Cotton Poplin for comfort
- 2-piece collar and collar stays
- Chest pocket
- Double back yoke with two inverted pleats
- Curved hem with traditional back tail
- Easy care fabric
- Individually packed in JB's logo bag with fit measurement guide

4PK - Kids Available Sizes

classic fit

KIDS SIZES	4	6	8	10	12	14
CHEST CM	40	43	46	49	52	55
CB LENGTH CM	57	61	65	69	73	77
COLLAR CM	32	33	34	35	36	37

4KB

GIRLS SCHOOL BLOUSE

Perfect for school uniforms, a classic fit shirt to accommodate growing bodies..



TAILORED SCHOOL BLOUSE

- 65% Polyester 35% Cotton Poplin
- Traditional 2 piece collar and fold placket
- Double back yoke with 2 inverted pleats
- One reinforced front chest pocket
- Easy care fabric
- Straight hem with side splits
- 2 front princess lines
- Individually packed in JB's logo bag with fit measurement guide

WHITE

4KB - Available Sizes

KIDS SIZES	8	10	12	14	16	18	20	22	24
CHEST CM	43.5	45.5	47.5	49.5	51.5	53.5	55.5	57.5	59.5
CB LENGTH CM	56	59	62	64	66	68	70	72	74
COLLAR CM	35	36	37	38	39	40	41	42	43

classic fit

4KFC

BOYS FLAT COLLAR SHIRT

Perfect for school uniforms, this classic fit shirt has customary features to keep everyone happy.



WHITE

ESSENTIAL SCHOOL SHIRT

- / 65% Polyester 35% Cotton Poplin
- / Classic fit with flat collar
- / Reinforced front chest pocket
- / Straight hem with side splits
- / Easy care fabric
- / Individually packed in JB's logo bag with fit measurement guide.

4KFC - Available Sizes

KIDS SIZES	4	6	8	10	12	14	S	M	L	XL	2XL
CHEST CM	40	43	46	49	52	55	58	60.5	63	65.5	68
CB LENGTH CM	52	56	60	64	67	70	72	74	76	78	80
COLLAR CM	29	30	31	33	35	37	39	40	41	42	43

classic fit

4SP

SCHOOL PANT

Suitable for boys and girls, these classic fit pants feature an elasticised waist for extra comfort and convenience.



UPF Compliant
AS/NZS 4399:1996



UPF
Sun Protection

ESSENTIAL SCHOOL BOTTOM

- 65% Polyester 35% Viscose Gabardine
- Teflon treated fabric for anti stain
- UPF friendly (all colours UPF 50+)
- Two side pockets (one with zip closure) and one back pocket
- Inner drawcord at waist for adjustability
- Easy care

BLACK
(UPF 50+)
SIZES S-2XL
ONLY

GREY
(UPF 50+)

4SP - Available Sizes

classic fit

ADULT SIZES	12	14	S	M	L	XL	2XL
WAIST CM	33	35	38	40	42	44	46
INNER LEG CM	70	76	78	80	82	84	86
1/2 WAIST STRETCHED	49	51.5	54.5	57	59.5	62	64.5

4SS

KIDS SCHOOL SHORT

A classic fit elastic waisted school short, suitable for boys or girls.



CLASSIC SCHOOL BOTTOMS

- 65% Polyester 35% Viscose Gabardine
- Teflon treated fabric for anti stain
- UPF friendly (all colours UPF 50+)
- Two side pockets (one with zip closure) and one back pocket
- Inner drawcord at waist for adjustability
- Easy care



4SS - Available Sizes

KIDS SIZES	4	6	8	10	12	14	S	M
WAIST CM	25	27	29	31	33	35	38	40
INNER LEG CM	20	20	21	21	22	22	23	23
1/2 WAIST STRETCHED	39	41.5	44	46.5	49	51.5	54.5	57

classic fit

